



Municipio de Atitalaquia HIDALGO

Estado Analítico Mensual de Ingresos

Al 31/dic./2023


Usu: ely1

Rep: rptAnaliticoPresupuestoIngresos

Fecha y 12/ene./2024

hora de Impresión 06:48 p. m.

Rubro de Ingreso		Presupuesto Vigente	Ene	Feb	Mar	Abr	May	Jun	Jul	Ago	Sep	Oct	Nov	Dic	Total	Diferencia (Vigente - Total)
12	Impuestos sobre el patrimonio	\$44,732,089.00	\$30,720,624...	\$3,340,479.00	\$5,643,792.00	\$1,285,228.00	\$539,100.00	\$1,084,493.00	\$407,422.00	\$2,403,848.00	\$289,089.00	\$399,245.00	-\$3,241,902...	\$1,860,671.00	\$44,732,089.00	\$0.00
12-01	IMPUESTO PREDIAL EJERCICIO AC	\$42,211,136.00	\$29,608,639...	\$3,039,717.00	\$3,751,071.00	\$369,057.00	\$305,474.00	\$566,307.00	\$127,529.00	\$2,280,868.00	\$18,983.00	\$162,769.00	\$1,548,172.00	\$432,550.00	\$42,211,136.00	\$0.00
12-01-01	Urbano	\$8,103,652.00	\$4,771,438.00	\$419,635.00	\$2,261,352.00	\$54,718.00	\$44,902.00	\$45,759.00	\$45,665.00	\$45,459.00	\$18,361.00	\$147,096.00	\$97,196.00	\$152,071.00	\$8,103,652.00	\$0.00
12-01-02	Rustico	\$835,741.00	\$615,195.00	\$73,091.00	\$23,937.00	\$39,980.00	\$4,629.00	\$27,375.00	\$5,192.00	\$3,592.00	\$622.00	\$15,673.00	\$15,268.00	\$11,187.00	\$835,741.00	\$0.00
12-01-04	Industrial	\$48,012,151.00	\$37,572,700...	\$3,402,102.00	\$2,000,385.00	\$274,359.00	\$255,943.00	\$493,173.00	\$76,672.00	\$2,231,817.00	\$0.00	\$0.00	\$1,435,708.00	\$269,292.00	\$48,012,151.00	\$0.00
12-01-05	Descuento por Pronto Pago	-\$13,376,086.00	-\$12,194,85...	-\$728,254.00	-\$452,973.00	\$0.00	\$0.00	\$0.00	\$0.00	\$0.00	\$0.00	\$0.00	\$0.00	\$0.00	-\$13,376,086.00	\$0.00
12-01-06	Descuento Insen, Jubilados, Adulto:	-\$1,364,322.00	-\$1,155,835...	-\$126,857.00	-\$81,630.00	\$0.00	\$0.00	\$0.00	\$0.00	\$0.00	\$0.00	\$0.00	\$0.00	\$0.00	-\$1,364,322.00	\$0.00
12-02	IMPUESTO PREDIAL EJERCICIOS #	\$0.00	\$987,896.00	\$295,362.00	\$1,840,935.00	\$671,380.00	\$210,774.00	\$506,846.00	\$28,855.00	\$48,080.00	\$25,234.00	\$213,001.00	-\$4,828,363...	\$0.00	\$0.00	\$0.00
12-02-01	Urbano/Rezago	\$0.00	\$364,713.00	\$128,799.00	\$1,821,218.00	\$18,603.00	\$42,938.00	\$48,328.00	\$26,483.00	\$43,882.00	\$24,334.00	\$191,544.00	-\$2,710,842...	\$0.00	\$0.00	\$0.00
12-02-02	Rustico/Rezago	\$0.00	\$45,957.00	\$8,635.00	\$3,061.00	\$1,409.00	\$985.00	\$5,152.00	\$2,372.00	\$4,198.00	\$900.00	\$21,457.00	-\$94,126.00	\$0.00	\$0.00	\$0.00
12-02-04	Industrial/Rezago	\$0.00	\$577,226.00	\$157,928.00	\$16,656.00	\$651,368.00	\$166,851.00	\$453,366.00	\$0.00	\$0.00	\$0.00	\$0.00	-\$2,023,395...	\$0.00	\$0.00	\$0.00
12-03	IMPUESTO SOBRE TRASLACIÓN D	\$2,520,953.00	\$124,089.00	\$5,400.00	\$51,786.00	\$244,791.00	\$22,852.00	\$11,340.00	\$251,038.00	\$74,900.00	\$244,872.00	\$23,475.00	\$38,289.00	\$1,428,121.00	\$2,520,953.00	\$0.00
12-03-01	Impuesto sobre traslación de domin	\$2,520,953.00	\$124,089.00	\$5,400.00	\$51,786.00	\$244,791.00	\$22,852.00	\$11,340.00	\$251,038.00	\$74,900.00	\$244,872.00	\$23,475.00	\$38,289.00	\$1,428,121.00	\$2,520,953.00	\$0.00
17	Accesorios de Impuestos	\$4,995,221.00	\$508,864.00	\$113,309.00	\$1,303,130.00	\$366,515.00	\$150,638.00	\$243,870.00	\$33,753.00	\$349,509.00	\$20,637.00	\$0.00	\$1,802,556.00	\$102,440.00	\$4,995,221.00	\$0.00
17-01	Recargos de Ingreso corriente	\$874,941.00	\$0.00	\$0.00	\$0.00	\$0.00	\$24,447.00	\$56,634.00	\$15,297.00	\$319,327.00	\$3,039.00	\$29,261.00	\$309,641.00	\$95,158.00	\$874,941.00	\$0.00
17-02	Recargos de los Rezagos	\$4,480,679.00	\$508,864.00	\$113,309.00	\$1,303,130.00	\$344,378.00	\$126,191.00	\$187,236.00	\$18,456.00	\$30,182.00	\$17,598.00	\$149,893.00	\$1,598,037.00	\$83,405.00	\$4,480,679.00	\$0.00
17-03	Descuento de recargos año corrien	-\$45,749.00	\$0.00	\$0.00	\$0.00	\$0.00	\$0.00	\$0.00	\$0.00	\$0.00	\$0.00	\$0.00	-\$20,751.00	-\$24,998.00	-\$45,749.00	\$0.00
17-04	Descuento de recargos sobre rezag	-\$314,650.00	\$0.00	\$0.00	\$0.00	\$0.00	\$0.00	\$0.00	\$0.00	\$0.00	\$0.00	-\$179,154.00	-\$84,371.00	-\$51,125.00	-\$314,650.00	\$0.00
18	Otros Impuestos	\$7,328,671.00	\$0.00	\$0.00	\$0.00	\$0.00	\$0.00	\$0.00	\$0.00	\$0.00	\$0.00	\$0.00	\$7,191,807.00	\$136,864.00	\$7,328,671.00	\$0.00
18-01	IMPUESTO PREDIAL EJERCICIOS #	\$7,328,671.00	\$0.00	\$0.00	\$0.00	\$0.00	\$0.00	\$0.00	\$0.00	\$0.00	\$0.00	\$0.00	\$7,191,807.00	\$136,864.00	\$7,328,671.00	\$0.00
18-01-01	Urbano/Rezago	\$2,965,025.00	\$0.00	\$0.00	\$0.00	\$0.00	\$0.00	\$0.00	\$0.00	\$0.00	\$0.00	\$0.00	\$2,843,088.00	\$121,937.00	\$2,965,025.00	\$0.00
18-01-02	Rustico/Rezago	\$117,025.00	\$0.00	\$0.00	\$0.00	\$0.00	\$0.00	\$0.00	\$0.00	\$0.00	\$0.00	\$0.00	\$102,098.00	\$14,927.00	\$117,025.00	\$0.00
18-01-04	Industrial/Rezago	\$4,246,621.00	\$0.00	\$0.00	\$0.00	\$0.00	\$0.00	\$0.00	\$0.00	\$0.00	\$0.00	\$0.00	\$4,246,621.00	\$0.00	\$4,246,621.00	\$0.00
43	Derechos por prestación de servicios	\$10,252,897.47	\$806,683.89	\$1,038,014.71	\$1,040,366.76	\$931,761.42	\$1,168,782.84	\$649,471.62	\$1,013,755.10	\$507,365.06	\$488,899.59	\$600,812.87	\$672,714.71	\$1,334,268.90	\$10,252,897.47	\$0.00
43-01	DERECHOS POR SERVICIOS PUBL	\$2,711,122.00	\$44,672.40	\$65,779.90	\$41,397.00	\$543,245.50	\$335,263.00	\$200,878.00	\$332,773.00	\$204,018.00	\$218,579.00	\$224,478.20	\$251,274.40	\$248,763.60	\$2,711,122.00	\$0.00
43-01-01	Derechos por servicio de alumbrad	\$1,791,642.00	\$0.00	\$0.00	\$0.00	\$444,710.00	\$184,200.00	\$139,200.00	\$201,500.00	\$137,382.00	\$198,641.00	\$141,529.00	\$201,978.00	\$142,502.00	\$1,791,642.00	\$0.00
43-01-04	Derechos por uso de rastro, guarda	\$354.50	\$0.00	\$0.00	\$0.00	\$354.50	\$0.00	\$0.00	\$0.00	\$0.00	\$0.00	\$0.00	\$0.00	\$0.00	\$354.50	\$0.00
43-01-05	Derechos por servicio y uso de par	\$172,351.00	\$9,396.00	\$6,193.00	\$4,573.00	\$19,060.00	\$76,327.00	\$18,012.00	\$9,008.00	\$5,544.00	\$3,784.00	\$6,207.00	\$8,488.00	\$5,759.00	\$172,351.00	\$0.00
43-01-06	Derechos por servicio de limpia	\$746,774.50	\$35,276.40	\$59,586.90	\$36,824.00	\$79,121.00	\$74,736.00	\$43,666.00	\$122,265.00	\$61,092.00	\$16,154.00	\$76,742.20	\$40,808.40	\$100,502.60	\$746,774.50	\$0.00
43-02	DERECHOS POR REGISTRO, LICEN	\$5,524,796.47	\$701,014.36	\$736,031.18	\$743,345.34	\$306,121.67	\$644,088.86	\$336,837.36	\$315,378.30	\$210,721.10	\$176,222.87	\$200,783.99	\$251,664.33	\$902,587.11	\$5,524,796.47	\$0.00
43-02-01	Derechos por registro familiar	\$209,555.00	\$13,047.50	\$16,899.50	\$28,412.00	\$19,416.50	\$15,573.00	\$19,787.50	\$14,814.50	\$19,527.50	\$8,144.50	\$22,091.50	\$15,220.00	\$16,621.00	\$209,555.00	\$0.00
43-02-02	Derechos por servicios de certifica	\$610,451.20	\$73,726.50	\$60,084.50	\$51,635.90	\$37,271.00	\$38,414.40	\$66,092.00	\$50,962.40	\$80,963.40	\$40,520.60	\$49,132.20	\$36,717.50	\$24,930.80	\$610,451.20	\$0.00
43-02-03	Derechos por servicios de expedici	\$4,038,723.50	\$369,599.56	\$588,258.70	\$494,192.10	\$220,110.10	\$579,516.86	\$216,429.76	\$241,436.40	\$73,822.20	\$113,538.20	\$125,368.60	\$153,887.61	\$860,563.31	\$4,038,723.50	\$0.00
43-02-05	Derechos por expedición, revalidaci	\$612,251.91	\$238,240.80	\$68,645.40	\$155,420.50	\$7,760.00	\$10,584.50	\$33,111.10	\$7,928.00	\$36,408.00	\$4,954.00	\$4,086.69	\$45,112.92	\$0.00	\$612,251.91	\$0.00
43-02-06	Derechos por expedición y revalidad	\$55,634.86	\$6,400.00	\$2,143.08	\$13,684.84	\$21,861.07	\$0.00	\$1,417.00	\$237.00	\$0.00	\$8,890.57	\$0.00	\$726.30	\$472.00	\$55,634.86	\$0.00





Usr: ely t
Rep: rptAnaliticoPresupuestoIngresos

Municipio de Atitalaquia
HIDALGO
Estado Analítico Mensual de Ingresos
Al 31/dic./2023

Fecha y hora de Impresión | 12/ene./2024
06:48 p. m.

Rubro de Ingreso		Presupuesto Vigente	Ene	Feb	Mar	Abr	May	Jun	Jul	Ago	Sep	Oct	Nov	Dic	Total (Vigente - Total)	Diferencia (Vigente - Total)
43-02-08	Busqueda de datos por año o frac...	\$280.00	\$0.00	\$0.00	\$0.00	\$0.00	\$0.00	\$0.00	\$0.00	\$0.00	\$175.00	\$105.00	\$0.00	\$0.00	\$280.00	\$0.00
43-03	DERECHOS EN MATERIA DE DESA	\$1,798,649.80	\$32,032.78	\$212,135.13	\$233,318.77	\$68,164.60	\$172,665.58	\$90,640.56	\$360,703.25	\$82,730.26	\$84,407.42	\$157,768.78	\$139,195.98	\$164,886.69	\$1,798,649.80	\$0.00
43-03-01	Derechos por alineamiento, deslind	\$50,434.61	\$0.00	\$0.00	\$1,661.00	\$4,990.00	\$5,350.00	\$2,490.00	\$3,140.00	\$6,034.50	\$5,920.00	\$8,161.70	\$3,633.75	\$9,053.66	\$50,434.61	\$0.00
43-03-02	Derechos por realización y expedici	\$574,467.00	\$11,592.00	\$31,085.00	\$44,436.00	\$21,252.00	\$59,892.00	\$52,164.00	\$44,436.00	\$50,232.00	\$50,549.00	\$58,133.00	\$83,076.00	\$67,620.00	\$574,467.00	\$0.00
43-03-03	Derechos por la expedición de cons	\$2,310.00	\$0.00	\$0.00	\$0.00	\$0.00	\$0.00	\$0.00	\$2,310.00	\$0.00	\$0.00	\$0.00	\$0.00	\$0.00	\$2,310.00	\$0.00
43-03-04	Derechos por licencias para constr.	\$258,154.22	\$10,827.20	\$18,301.16	\$80,968.27	\$8,865.00	\$11,840.17	\$3,574.28	\$3,986.00	\$14,991.20	\$3,930.70	\$79,207.88	\$12,534.34	\$9,128.02	\$258,154.22	\$0.00
43-03-05	Derechos por autorización de perit	\$335.40	\$0.00	\$0.00	\$335.40	\$0.00	\$0.00	\$0.00	\$0.00	\$0.00	\$0.00	\$0.00	\$0.00	\$0.00	\$335.40	\$0.00
43-03-07	Otros derechos por servicios relac	\$134,197.80	\$0.00	\$50,820.00	\$26,569.20	\$9,735.60	\$11,138.40	\$4,620.00	\$9,323.60	\$4,620.00	\$6,023.00	\$7,425.60	\$2,219.40	\$1,703.00	\$134,197.80	\$0.00
43-03-08	Derechos por participación en conc	\$206,749.91	\$0.00	\$66,820.26	\$35,437.90	\$0.00	\$0.00	\$19,245.28	\$24,043.15	\$3,474.56	\$17,267.72	\$0.00	\$30,370.40	\$10,090.64	\$206,749.91	\$0.00
43-03-08-	Concurso o licitación	\$7,800.00	\$0.00	\$6,000.00	\$0.00	\$0.00	\$0.00	\$0.00	\$0.00	\$0.00	\$0.00	\$0.00	\$0.00	\$1,800.00	\$7,800.00	\$0.00
43-03-08-	Supervisión de obra Pública	\$198,949.91	\$0.00	\$60,820.26	\$35,437.90	\$0.00	\$0.00	\$19,245.28	\$24,043.15	\$3,474.56	\$17,267.72	\$0.00	\$30,370.40	\$8,290.64	\$198,949.91	\$0.00
43-03-10	Derechos por expedición de dictam	\$416,160.86	\$9,388.58	\$44,958.71	\$42,826.00	\$22,817.00	\$84,370.01	\$7,817.00	\$122,304.50	\$2,293.00	\$642.00	\$4,465.60	\$7,212.09	\$67,066.37	\$416,160.86	\$0.00
43-03-11	Derecho especial para obras por cc	\$150,000.00	\$0.00	\$0.00	\$0.00	\$0.00	\$0.00	\$0.00	\$150,000.00	\$0.00	\$0.00	\$0.00	\$0.00	\$0.00	\$150,000.00	\$0.00
43-03-12	Constancia de no adeudo (predial)	\$5,765.00	\$225.00	\$150.00	\$1,010.00	\$505.00	\$75.00	\$730.00	\$1,160.00	\$1,085.00	\$75.00	\$375.00	\$150.00	\$225.00	\$5,765.00	\$0.00
43-03-13	Constancias en General	\$75.00	\$0.00	\$0.00	\$75.00	\$0.00	\$0.00	\$0.00	\$0.00	\$0.00	\$0.00	\$0.00	\$0.00	\$0.00	\$75.00	\$0.00
43-04	DERECHOS POR SERVICIOS PRES	\$218,329.20	\$28,964.35	\$24,068.50	\$22,305.65	\$14,229.65	\$16,765.40	\$21,115.70	\$4,900.55	\$9,895.70	\$9,690.30	\$17,781.90	\$30,580.00	\$18,031.50	\$218,329.20	\$0.00
43-04-01	Derechos por servicios prestados er	\$218,329.20	\$28,964.35	\$24,068.50	\$22,305.65	\$14,229.65	\$16,765.40	\$21,115.70	\$4,900.55	\$9,895.70	\$9,690.30	\$17,781.90	\$30,580.00	\$18,031.50	\$218,329.20	\$0.00
51	Productos	\$230,273.40	\$12,025.00	\$3,091.50	\$18,006.60	\$5,531.50	\$13,292.00	\$24,926.50	\$1,497.00	\$24,628.00	\$1,237.00	\$31,077.40	\$54,511.30	\$40,449.60	\$230,273.40	\$0.00
51-01	ARRENDAMIENTO DE BIENES MUE	\$161,385.40	\$11,899.00	\$2,839.50	\$17,754.60	\$5,279.50	\$13,040.00	\$24,548.50	\$1,371.00	\$23,746.00	\$829.00	\$30,888.40	\$11,691.30	\$17,498.60	\$161,385.40	\$0.00
51-01-01	Uso de plazas y pisos en las calles,	\$109,696.10	\$7,693.00	\$1,850.00	\$13,256.10	\$1,453.00	\$11,540.00	\$17,941.00	\$764.00	\$3,835.00	\$829.00	\$29,635.00	\$6,460.00	\$14,440.00	\$109,696.10	\$0.00
51-01-04	Arrendamiento de terrenos, montes	\$51,689.30	\$4,206.00	\$989.50	\$4,498.50	\$3,826.50	\$1,500.00	\$6,607.50	\$607.00	\$19,911.00	\$0.00	\$1,253.40	\$5,231.30	\$3,058.60	\$51,689.30	\$0.00
51-03	EXPEDICIÓN EN COPIA SIMPLE O I	\$3,684.00	\$126.00	\$252.00	\$252.00	\$252.00	\$252.00	\$378.00	\$126.00	\$882.00	\$408.00	\$189.00	\$252.00	\$315.00	\$3,684.00	\$0.00
51-03-01	Expedición de copia simple o certifi	\$3,684.00	\$126.00	\$252.00	\$252.00	\$252.00	\$252.00	\$378.00	\$126.00	\$882.00	\$408.00	\$189.00	\$252.00	\$315.00	\$3,684.00	\$0.00
51-04	ASISTENCIA SOCIAL	\$65,204.00	\$0.00	\$0.00	\$0.00	\$0.00	\$0.00	\$0.00	\$0.00	\$0.00	\$0.00	\$0.00	\$42,568.00	\$22,636.00	\$65,204.00	\$0.00
51-04-01	Asistencia social	\$65,204.00	\$0.00	\$0.00	\$0.00	\$0.00	\$0.00	\$0.00	\$0.00	\$0.00	\$0.00	\$0.00	\$42,568.00	\$22,636.00	\$65,204.00	\$0.00
61	Aprovechamientos	\$522,370.70	\$59,474.95	\$46,981.07	\$328,768.95	-\$35,984.04	-\$158,589.48	\$23,607.06	\$59.16	\$10,495.90	\$8,435.09	\$13,736.36	\$24,977.60	\$200,408.08	\$522,370.70	\$0.00
61-02	Multas	\$208,523.18	\$35,400.00	\$31,856.18	\$16,861.00	\$12,898.00	\$18,364.00	\$18,765.00	\$8,496.00	\$9,247.00	\$7,565.00	\$8,233.00	\$13,987.00	\$26,851.00	\$208,523.18	\$0.00
61-02-02	MULTAS	\$208,523.18	\$35,400.00	\$31,856.18	\$16,861.00	\$12,898.00	\$18,364.00	\$18,765.00	\$8,496.00	\$9,247.00	\$7,565.00	\$8,233.00	\$13,987.00	\$26,851.00	\$208,523.18	\$0.00
61-02-02-	Seguridad Pública	\$88,467.00	\$17,863.00	\$15,070.00	\$7,911.00	\$8,398.00	\$5,167.00	\$12,027.00	\$4,459.00	\$5,392.00	\$4,665.00	\$2,177.00	\$1,087.00	\$4,251.00	\$88,467.00	\$0.00
61-02-02-	Multas Administrativas	\$120,056.18	\$17,537.00	\$16,786.18	\$8,950.00	\$4,500.00	\$13,197.00	\$6,738.00	\$4,037.00	\$3,855.00	\$2,900.00	\$6,056.00	\$12,900.00	\$22,600.00	\$120,056.18	\$0.00
61-04	Reintegros	\$16,337.00	\$0.00	\$92.00	\$109.00	\$93.00	\$4,326.00	\$181.00	\$144.00	\$456.00	\$132.00	\$205.00	\$10,534.00	\$65.00	\$16,337.00	\$0.00
61-04-03	Servicio por impresión de document	\$1,718.00	\$0.00	\$92.00	\$109.00	\$93.00	\$81.00	\$181.00	\$144.00	\$456.00	\$132.00	\$205.00	\$160.00	\$65.00	\$1,718.00	\$0.00
61-04-04	Reintegros económicos derivados c	\$14,619.00	\$0.00	\$0.00	\$0.00	\$0.00	\$4,245.00	\$0.00	\$0.00	\$0.00	\$0.00	\$0.00	\$10,374.00	\$0.00	\$14,619.00	\$0.00
61-09	Otros Aprovechamientos	\$297,510.52	\$24,074.95	\$15,032.89	\$311,798.95	-\$48,975.04	-\$61,279.48	\$4,661.06	-\$8,580.84	\$792.90	\$738.09	\$5,298.36	\$456.60	\$173,492.08	\$297,510.52	\$0.00
61-09-01	RENDIMIENTOS FINANCIEROS	\$58,028.76	\$24,074.95	\$15,032.89	\$8,437.07	\$1,372.96	\$1,136.52	\$1,053.05	\$841.46	\$792.90	\$738.09	\$547.71	\$456.60	\$544.56	\$58,028.76	\$0.00







Usr: ely l
Rep: rptAnaliticoPresupuestoIngresos

Municipio de Atitalaquia
HIDALGO
Estado Analítico Mensual de Ingresos
Al 31/dic./2023

Fecha y hora de Impresión | 12/ene./2024
06:48 p. m.

Rubro de Ingreso		Presupuesto Vigente	Ene	Feb	Mar	Abr	May	Jun	Jul	Ago	Sep	Oct	Nov	Dic	Total (Vigente - Total)	Diferencia (Vigente - Total)
61-09-01-	Rendimientos Financieros 2023	\$6,562.33	\$203.71	\$302.30	\$847.84	\$866.51	\$878.85	\$807.74	\$637.24	\$575.45	\$529.92	\$332.86	\$251.41	\$328.50	\$6,562.33	\$0.00
61-09-01-	Rendimiento financiero ejercici	\$48,466.43	\$23,871.24	\$14,730.59	\$7,589.23	\$506.45	\$257.67	\$245.31	\$204.22	\$217.45	\$208.17	\$214.85	\$205.19	\$216.06	\$48,466.43	\$0.00
61-09-02	OTROS INGRESOS NO ESPECIFI	\$242,481.76	\$0.00	\$0.00	\$303,361.88	-\$50,348.00	-\$182,416.00	\$3,608.01	-\$9,422.30	\$0.00	\$0.00	\$4,750.65	\$0.00	\$172,947.52	\$242,481.76	\$0.00
61-09-02-	Ingresos Pendientes por clasificar	\$0.00	\$0.00	\$0.00	\$303,361.78	-\$50,348.00	-\$182,416.00	\$3,606.30	-\$9,422.30	\$0.00	\$0.00	\$4,750.65	\$0.00	-\$69,532.43	\$0.00	\$0.00
61-09-02-	Otros Ingresos No Especificados	\$242,481.76	\$0.00	\$0.00	\$0.10	\$0.00	\$0.00	\$1.71	\$0.00	\$0.00	\$0.00	\$0.00	\$0.00	\$242,479.95	\$242,481.76	\$0.00
69	Aprovechamientos no Comprendidos	\$481,478.00	\$0.00	\$0.00	\$0.00	\$0.00	\$0.00	\$0.00	\$166,478.00	\$0.00	\$0.00	\$0.00	\$0.00	\$315,000.00	\$481,478.00	\$0.00
69-01	DONACIONES HECHAS A FAVOR D	\$481,478.00	\$0.00	\$0.00	\$0.00	\$0.00	\$0.00	\$0.00	\$166,478.00	\$0.00	\$0.00	\$0.00	\$0.00	\$315,000.00	\$481,478.00	\$0.00
69-01-01	Donativos al Municipio	\$481,478.00	\$0.00	\$0.00	\$0.00	\$0.00	\$0.00	\$0.00	\$166,478.00	\$0.00	\$0.00	\$0.00	\$0.00	\$315,000.00	\$481,478.00	\$0.00
81	Participaciones	\$65,190,895.73	\$6,601,318.43	\$5,505,357.78	\$4,242,936.78	\$5,598,673.44	\$5,632,709.34	\$5,511,460.92	\$4,592,660.43	\$4,931,750.19	\$4,415,710.17	\$3,695,965.10	\$4,783,030.58	\$9,679,322.57	\$65,190,895.73	\$0.00
81-01	FONDO GENERAL DE PARTICIPACI	\$41,040,492.50	\$3,236,466.93	\$3,834,788.98	\$2,462,003.99	\$3,650,291.44	\$3,900,812.08	\$3,489,808.53	\$2,808,772.71	\$3,510,476.36	\$2,577,043.15	\$1,805,075.69	\$3,183,727.85	\$6,581,224.79	\$41,040,492.50	\$0.00
81-01-01	Participaciones del FDOGP 2023	\$41,037,981.09	\$3,236,466.93	\$3,834,773.97	\$2,461,969.26	\$3,650,223.23	\$3,900,733.25	\$3,489,579.85	\$2,808,490.23	\$3,510,111.23	\$2,576,693.17	\$1,804,710.00	\$3,183,353.05	\$6,580,876.92	\$41,037,981.09	\$0.00
81-01-02	Productos Financieros FDOGP 202	\$2,511.41	\$0.00	\$15.01	\$34.73	\$68.21	\$78.83	\$228.68	\$282.48	\$365.13	\$349.98	\$365.69	\$374.80	\$347.87	\$2,511.41	\$0.00
81-02	FONDO DE FOMENTO MUNICIPAL	\$13,477,114.73	\$1,135,599.83	\$1,135,863.74	\$870,061.82	\$1,124,490.27	\$1,123,448.56	\$961,316.47	\$903,004.51	\$1,033,256.02	\$855,482.01	\$629,811.67	\$978,632.54	\$2,726,147.29	\$13,477,114.73	\$0.00
81-02-01	Participaciones del FDOFM 2023	\$13,475,559.49	\$1,135,599.83	\$1,134,576.41	\$870,054.28	\$1,124,468.02	\$1,123,440.43	\$961,292.69	\$902,976.05	\$1,033,221.43	\$855,444.49	\$629,775.89	\$978,596.27	\$2,726,113.70	\$13,475,559.49	\$0.00
81-02-02	Productos Financieros del FDOFM	\$1,555.24	\$0.00	\$1,287.33	\$7.54	\$22.25	\$8.13	\$23.78	\$28.46	\$34.59	\$37.52	\$35.78	\$36.27	\$33.59	\$1,555.24	\$0.00
81-03	FONDO DE FISCALIZACIÓN Y REC/	\$2,448,427.38	\$326,863.41	\$114,366.18	\$114,367.79	\$544,049.54	\$26,008.46	\$114,370.65	\$339,196.20	\$114,367.76	\$114,369.56	\$410,353.20	\$114,369.25	\$115,745.38	\$2,448,427.38	\$0.00
81-03-01	Participaciones del FOFYR 2023	\$2,448,398.84	\$326,863.41	\$114,365.96	\$114,365.96	\$544,048.60	\$26,007.48	\$114,365.96	\$339,194.05	\$114,365.96	\$114,365.96	\$410,349.52	\$114,365.96	\$115,740.02	\$2,448,398.84	\$0.00
81-03-02	Productos Financieros FOFYR 202	\$28.54	\$0.00	\$0.22	\$1.83	\$0.94	\$0.98	\$4.69	\$2.15	\$1.80	\$3.60	\$3.68	\$3.29	\$5.36	\$28.54	\$0.00
81-04	FONDO DE COMPENSACION	\$1,050,887.77	\$85,848.03	\$97,443.28	\$73,587.03	\$71,975.39	\$100,079.65	\$78,630.23	\$91,461.75	\$91,864.61	\$90,094.37	\$93,915.79	\$86,579.34	\$89,408.30	\$1,050,887.77	\$0.00
81-04-01	Participaciones del FOCOM 2023	\$1,041,269.32	\$85,848.03	\$97,344.76	\$73,253.13	\$71,320.55	\$99,238.25	\$77,516.57	\$90,153.39	\$90,267.26	\$88,257.31	\$92,737.51	\$86,128.73	\$89,203.83	\$1,041,269.32	\$0.00
81-04-02	Productos Financieros del FOCOM 202	\$9,618.45	\$0.00	\$98.52	\$333.90	\$654.84	\$841.40	\$1,113.66	\$1,308.36	\$1,597.35	\$1,837.06	\$1,178.28	\$450.61	\$204.47	\$9,618.45	\$0.00
81-05	FONDO DEL IMPUESTO ESPECIAL	\$772,909.76	\$48,173.56	\$104,510.68	\$46,739.08	\$45,154.38	\$84,147.76	\$88,556.23	\$52,049.83	\$67,139.59	\$58,664.40	\$64,126.51	\$59,002.60	\$54,645.14	\$772,909.76	\$0.00
81-05-01	Participaciones del IESPS-TABACC	\$772,906.64	\$48,173.56	\$104,510.67	\$46,738.88	\$45,154.05	\$84,147.27	\$88,556.15	\$52,049.77	\$67,138.94	\$58,663.96	\$64,126.26	\$59,002.27	\$54,644.86	\$772,906.64	\$0.00
81-05-02	Productos Financieros IESPS-TAB/	\$3.12	\$0.00	\$0.01	\$0.20	\$0.33	\$0.49	\$0.08	\$0.06	\$0.65	\$0.44	\$0.25	\$0.33	\$0.28	\$3.12	\$0.00
81-06	FONDO DEL INCENTIVO A LA VENI	\$1,029,764.73	\$79,673.69	\$100,643.01	\$59,751.28	\$72,373.13	\$123,063.87	\$65,331.03	\$90,292.07	\$88,172.51	\$97,358.50	\$77,274.43	\$81,574.21	\$94,257.00	\$1,029,764.73	\$0.00
81-06-01	Participaciones del IVFGD 2023	\$1,029,642.79	\$79,673.69	\$100,542.28	\$59,750.77	\$72,372.30	\$123,062.82	\$65,329.13	\$90,289.50	\$88,169.27	\$97,355.30	\$77,271.52	\$81,571.53	\$94,254.68	\$1,029,642.79	\$0.00
81-06-02	Productos Financieros IVFGD 2023	\$121.94	\$0.00	\$100.73	\$0.51	\$0.83	\$1.05	\$1.90	\$2.57	\$3.24	\$3.20	\$2.91	\$2.68	\$2.32	\$121.94	\$0.00
81-07	FONDO DEL IMPUESTO SOBRE LA	\$5,269,805.32	\$1,683,140.00	\$113,699.04	\$610,555.41	\$75,410.03	\$271,826.71	\$702,705.89	\$304,115.65	\$5,830.46	\$613,364.02	\$609,958.63	\$273,272.33	\$5,927.15	\$5,269,805.32	\$0.00
81-07-01	Participaciones del ISRTA 2023	\$5,217,105.58	\$1,683,140.00	\$113,542.00	\$606,308.00	\$70,629.00	\$266,222.00	\$697,785.00	\$299,822.00	\$0.00	\$603,890.00	\$606,782.00	\$268,885.00	\$100.58	\$5,217,105.58	\$0.00
81-07-02	Productos Financieros ISRTA 2023	\$52,699.74	\$0.00	\$157.04	\$4,247.41	\$4,781.03	\$5,604.71	\$4,920.89	\$4,293.65	\$5,830.46	\$9,474.02	\$3,176.63	\$4,387.33	\$5,826.57	\$52,699.74	\$0.00
81-11	ISR ENEAJENACIÓN DE BIENES IN	\$101,493.54	\$5,552.98	\$4,042.87	\$5,870.38	\$14,929.26	\$3,322.25	\$10,741.89	\$3,767.71	\$20,642.88	\$9,334.16	\$5,449.18	\$5,872.46	\$11,967.52	\$101,493.54	\$0.00
81-11-01	Participaciones del ISREB 2023	\$101,490.02	\$5,552.98	\$4,042.86	\$5,870.34	\$14,929.25	\$3,322.11	\$10,741.63	\$3,767.43	\$20,642.49	\$9,333.73	\$5,448.60	\$5,871.78	\$11,966.82	\$101,490.02	\$0.00
81-11-02	Productos Financieros ISREB 2023	\$3.52	\$0.00	\$0.01	\$0.04	\$0.01	\$0.14	\$0.26	\$0.28	\$0.39	\$0.43	\$0.58	\$0.68	\$0.70	\$3.52	\$0.00
82	Aportaciones	\$9,428,591.00	\$3,301,138.69	\$3,301,153.27	\$3,303,668.04	\$3,306,731.73	\$3,309,465.33	\$3,312,346.03	\$5,570,563.42	\$3,744,721.76	\$3,318,253.89	\$3,849,128.08	\$341,932.97	\$4,902,902.62	\$9,428,591.00	\$0.00
82-01	FONDO DE APORTACIONES PARA	\$9,428,591.00	\$3,301,138.69	\$3,301,153.27	\$3,303,668.04	\$3,306,731.73	\$3,309,465.33	\$3,312,346.03	\$5,570,563.42	\$3,744,721.76	\$3,318,253.89	\$3,849,128.08	\$341,932.97	\$4,902,902.62	\$9,428,591.00	\$0.00





Usr: ely t
 Rep: rptAnaliticoPresupuestoIngresos

**Municipio de Atitalaquia
 HIDALGO
 Estado Analítico Mensual de Ingresos
 Al 31/dic./2023**

Fecha y 12/ene./2024
 hora de Impresión 06:48 p. m.

Rubro de Ingreso		Presupuesto Vigente	Ene	Feb	Mar	Abr	May	Jun	Jul	Ago	Sep	Oct	Nov	Dic	Total	Diferencia (Vigente - Total)
82-01-01	Aportaciones del FAISM 2023	\$9,428,591.00	\$942,859.10	\$942,859.10	\$942,859.10	\$942,859.10	\$942,859.10	\$942,859.10	\$942,859.10	\$942,859.10	\$942,859.10	\$942,859.10	\$0.00	\$0.00	\$9,428,591.00	\$0.00
82-01-02	Productos Financieros FAISM 2023	\$0.00	\$0.00	\$13.86	\$2,486.85	\$5,555.39	\$8,276.91	\$11,163.07	\$13,137.45	\$9,822.56	\$12,204.81	\$13,273.47	\$15,082.33	-\$91,016.70	\$0.00	\$0.00
82-02	FONDO DE APORTACIONES PARA	\$28,299,355.00	\$2,358,279.59	\$2,358,280.31	\$2,358,306.96	\$2,358,317.24	\$2,358,319.32	\$2,358,323.86	\$2,358,333.24	\$2,358,349.78	\$2,358,359.61	\$2,358,457.09	\$187.38	\$4,715,840.62	\$28,299,355.00	\$0.00
82-02-01	Aportaciones del FAPFM 2023	\$28,299,355.00	\$2,358,279.59	\$2,358,279.59	\$2,358,279.59	\$2,358,279.59	\$2,358,279.59	\$2,358,279.59	\$2,358,279.59	\$2,358,279.59	\$2,358,279.59	\$2,358,279.59	\$0.00	\$4,716,559.10	\$28,299,355.00	\$0.00
82-02-02	Productos Financieros del FAPFM 2023	\$0.00	\$0.00	\$0.72	\$27.37	\$37.65	\$39.73	\$44.27	\$53.65	\$70.19	\$80.02	\$177.50	\$187.38	-\$718.48	\$0.00	\$0.00
82-08	FONDO DE ESTABILIZACION DE LC	\$3,834,049.83	\$0.00	\$0.00	\$15.13	\$0.00	\$0.00	\$0.00	\$2,256,233.63	\$433,690.32	\$4,830.37	\$534,538.42	\$326,663.26	\$278,078.70	\$3,834,049.83	\$0.00
82-08-01	Aportaciones FEIEF 2023	\$3,817,887.01	\$0.00	\$0.00	\$15.13	\$0.00	\$0.00	\$0.00	\$2,256,233.61	\$433,690.28	\$0.00	\$528,341.47	\$323,106.55	\$276,499.97	\$3,817,887.01	\$0.00
82-08-02	Productos Financieros FEIEF 2023	\$16,162.82	\$0.00	\$0.00	\$0.00	\$0.00	\$0.00	\$0.00	\$0.02	\$0.04	\$4,830.37	\$6,196.95	\$3,556.71	\$1,578.73	\$16,162.82	\$0.00
83	Convenios	\$2,302,336.00	\$0.00	\$0.00	\$0.00	\$0.00	\$0.00	\$0.00	\$0.00	\$0.00	\$0.00	\$2,302,336.00	\$0.00	\$0.00	\$2,302,336.00	\$0.00
83-01	DONACIÓN PEMEX DIESEL,GASOL	\$2,302,336.00	\$0.00	\$0.00	\$0.00	\$0.00	\$0.00	\$0.00	\$0.00	\$0.00	\$0.00	\$2,302,336.00	\$0.00	\$0.00	\$2,302,336.00	\$0.00
83-01-01	Donación Gasolina y Diésel	\$2,302,336.00	\$0.00	\$0.00	\$0.00	\$0.00	\$0.00	\$0.00	\$0.00	\$0.00	\$0.00	\$2,302,336.00	\$0.00	\$0.00	\$2,302,336.00	\$0.00
84	Incentivos Derivados de la Colaboraci	\$609,230.10	\$52,799.21	\$61,443.36	\$51,282.04	\$48,910.82	\$48,340.67	\$40,654.73	\$49,620.35	\$47,025.78	\$50,120.90	\$48,374.69	\$49,408.43	\$61,249.12	\$609,230.10	\$0.00
84-02	FONDO DE IMPUESTO SOBRE AUT	\$536,497.68	\$46,741.71	\$55,385.85	\$45,224.49	\$42,853.21	\$42,283.01	\$34,597.02	\$43,562.59	\$40,967.96	\$44,063.03	\$42,316.78	\$43,350.46	\$55,151.57	\$536,497.68	\$0.00
84-02-01	Participaciones del ISAN 2023	\$536,488.33	\$46,741.71	\$55,385.82	\$45,224.15	\$42,852.57	\$42,282.28	\$34,596.21	\$43,561.91	\$40,966.96	\$44,061.76	\$42,315.52	\$43,349.26	\$55,150.18	\$536,488.33	\$0.00
84-02-02	Productos Financieros del ISAN 2023	\$9.35	\$0.00	\$0.03	\$0.34	\$0.64	\$0.73	\$0.81	\$0.68	\$1.00	\$1.27	\$1.26	\$1.20	\$1.39	\$9.35	\$0.00
84-03	FONDO DE COMPENSACIÓN DEL II	\$72,732.42	\$6,057.50	\$6,057.51	\$6,057.55	\$6,057.61	\$6,057.66	\$6,057.71	\$6,057.76	\$6,057.82	\$6,057.87	\$6,057.91	\$6,057.97	\$6,097.55	\$72,732.42	\$0.00
84-03-01	Participaciones del CISAN 2023	\$72,729.54	\$6,057.50	\$6,057.50	\$6,057.50	\$6,057.50	\$6,057.50	\$6,057.50	\$6,057.50	\$6,057.50	\$6,057.50	\$6,057.50	\$6,057.50	\$6,097.04	\$72,729.54	\$0.00
84-03-02	Productos Financieros del CISAN 2023	\$2.88	\$0.00	\$0.01	\$0.05	\$0.11	\$0.16	\$0.21	\$0.26	\$0.32	\$0.37	\$0.41	\$0.47	\$0.51	\$2.88	\$0.00
Total		\$178,207,458.23	\$42,062,928.17	\$43,400,828.69	\$45,331,931.17	\$41,507,387.87	\$40,703,728.70	\$34,890,829.86	\$41,835,808.46	\$42,019,343.89	\$44,592,382.64	\$44,940,675.50	\$45,167,903.59	\$48,633,575.89	\$178,207,458.23	\$0.00

LIC. JORGE RAMIREZ LOPEZ

PRESIDENTE MUNICIPAL CONSTITUCIONAL

L.C. EVA GARCÍA MOCTEZUMA
 TESORERA MUNICIPAL

ARQ. VIRIDIANA CERÓN SOLÍS

SINDICO MUNICIPAL

