



Municipio de Atitalaquia
HIDALGO

Análítico Mensual de Egresos Pagados por Fuente de Financiamiento al 31/dic./2023

(Cuentas con Movimientos)

(Cifras en pesos y centavos)

Fecha y 12/ene./2024

hora de Impresión 06:51 p. m.

Usr: ely t
Rep: rptAnaliticoPresupuestoEgresos_FF

Objeto del Gasto	Presupuesto Vigente	Ene	Feb	Mar	Abr	May	Jun	Jul	Ago	Sep	Oct	Nov	Dic	Total	Diferencia (Vigente - Total)
ADEFA ADEUDOS DE EJERCICIOS FISCALES ANTERIORES															
200000 MATERIALES Y SUMINISTROS	\$831,120.02	\$0.00	\$0.00	\$0.00	\$0.00	\$0.00	\$0.00	\$0.00	\$831,120.02	\$0.00	\$0.00	\$0.00	\$0.00	\$831,120.02	\$0.00
210000 Materiales de administración, emisión de	\$3,952.75	\$0.00	\$0.00	\$0.00	\$0.00	\$0.00	\$0.00	\$0.00	\$3,952.75	\$0.00	\$0.00	\$0.00	\$0.00	\$3,952.75	\$0.00
211000 Materiales, útiles y equipos menores de oic	\$1,725.55	\$0.00	\$0.00	\$0.00	\$0.00	\$0.00	\$0.00	\$0.00	\$1,725.55	\$0.00	\$0.00	\$0.00	\$0.00	\$1,725.55	\$0.00
211002 Gastos de Oficina	\$1,725.55	\$0.00	\$0.00	\$0.00	\$0.00	\$0.00	\$0.00	\$0.00	\$1,725.55	\$0.00	\$0.00	\$0.00	\$0.00	\$1,725.55	\$0.00
215000 Material impreso e información digital	\$2,227.20	\$0.00	\$0.00	\$0.00	\$0.00	\$0.00	\$0.00	\$0.00	\$2,227.20	\$0.00	\$0.00	\$0.00	\$0.00	\$2,227.20	\$0.00
215001 Material Impreso e Información Digital	\$2,227.20	\$0.00	\$0.00	\$0.00	\$0.00	\$0.00	\$0.00	\$0.00	\$2,227.20	\$0.00	\$0.00	\$0.00	\$0.00	\$2,227.20	\$0.00
220000 Alimentos y utensilios	\$216,417.03	\$0.00	\$0.00	\$0.00	\$0.00	\$0.00	\$0.00	\$0.00	\$216,417.03	\$0.00	\$0.00	\$0.00	\$0.00	\$216,417.03	\$0.00
221000 Productos alimenticios para personas	\$216,417.03	\$0.00	\$0.00	\$0.00	\$0.00	\$0.00	\$0.00	\$0.00	\$216,417.03	\$0.00	\$0.00	\$0.00	\$0.00	\$216,417.03	\$0.00
221001 Alimentación de Personas	\$216,417.03	\$0.00	\$0.00	\$0.00	\$0.00	\$0.00	\$0.00	\$0.00	\$216,417.03	\$0.00	\$0.00	\$0.00	\$0.00	\$216,417.03	\$0.00
240000 Materiales y artículos de construcción y d	\$601,746.24	\$0.00	\$0.00	\$0.00	\$0.00	\$0.00	\$0.00	\$0.00	\$601,746.24	\$0.00	\$0.00	\$0.00	\$0.00	\$601,746.24	\$0.00
246000 Material eléctrico y electrónico	\$87,237.21	\$0.00	\$0.00	\$0.00	\$0.00	\$0.00	\$0.00	\$0.00	\$87,237.21	\$0.00	\$0.00	\$0.00	\$0.00	\$87,237.21	\$0.00
246001 Material Eléctrico	\$87,237.21	\$0.00	\$0.00	\$0.00	\$0.00	\$0.00	\$0.00	\$0.00	\$87,237.21	\$0.00	\$0.00	\$0.00	\$0.00	\$87,237.21	\$0.00
248000 Materiales complementarios	\$514,027.03	\$0.00	\$0.00	\$0.00	\$0.00	\$0.00	\$0.00	\$0.00	\$514,027.03	\$0.00	\$0.00	\$0.00	\$0.00	\$514,027.03	\$0.00
248001 Materiales complementarios	\$514,027.03	\$0.00	\$0.00	\$0.00	\$0.00	\$0.00	\$0.00	\$0.00	\$514,027.03	\$0.00	\$0.00	\$0.00	\$0.00	\$514,027.03	\$0.00
249000 Otros materiales y artículos de construcción	\$482.00	\$0.00	\$0.00	\$0.00	\$0.00	\$0.00	\$0.00	\$0.00	\$482.00	\$0.00	\$0.00	\$0.00	\$0.00	\$482.00	\$0.00
249001 Otros materiales y artículos de construcción	\$482.00	\$0.00	\$0.00	\$0.00	\$0.00	\$0.00	\$0.00	\$0.00	\$482.00	\$0.00	\$0.00	\$0.00	\$0.00	\$482.00	\$0.00
260000 Combustibles, lubricantes y aditivos	\$3,736.29	\$0.00	\$0.00	\$0.00	\$0.00	\$0.00	\$0.00	\$0.00	\$3,736.29	\$0.00	\$0.00	\$0.00	\$0.00	\$3,736.29	\$0.00
261000 Combustibles, lubricantes y aditivos	\$3,736.29	\$0.00	\$0.00	\$0.00	\$0.00	\$0.00	\$0.00	\$0.00	\$3,736.29	\$0.00	\$0.00	\$0.00	\$0.00	\$3,736.29	\$0.00
261002 Lubricantes, refrigerantes y aditivos para ve	\$3,736.29	\$0.00	\$0.00	\$0.00	\$0.00	\$0.00	\$0.00	\$0.00	\$3,736.29	\$0.00	\$0.00	\$0.00	\$0.00	\$3,736.29	\$0.00
290000 Herramientas, refacciones y accesorios m	\$5,267.71	\$0.00	\$0.00	\$0.00	\$0.00	\$0.00	\$0.00	\$0.00	\$5,267.71	\$0.00	\$0.00	\$0.00	\$0.00	\$5,267.71	\$0.00
294000 Refacciones y accesorios menores de equip	\$2,009.71	\$0.00	\$0.00	\$0.00	\$0.00	\$0.00	\$0.00	\$0.00	\$2,009.71	\$0.00	\$0.00	\$0.00	\$0.00	\$2,009.71	\$0.00
294001 Refacciones y accesorios menores de equip	\$2,009.71	\$0.00	\$0.00	\$0.00	\$0.00	\$0.00	\$0.00	\$0.00	\$2,009.71	\$0.00	\$0.00	\$0.00	\$0.00	\$2,009.71	\$0.00
296000 Refacciones y accesorios menores de equip	\$3,258.00	\$0.00	\$0.00	\$0.00	\$0.00	\$0.00	\$0.00	\$0.00	\$3,258.00	\$0.00	\$0.00	\$0.00	\$0.00	\$3,258.00	\$0.00
296001 Refacciones equipo transporte	\$3,258.00	\$0.00	\$0.00	\$0.00	\$0.00	\$0.00	\$0.00	\$0.00	\$3,258.00	\$0.00	\$0.00	\$0.00	\$0.00	\$3,258.00	\$0.00
300000 SERVICIOS GENERALES	\$565,945.42	\$0.00	\$0.00	\$0.00	\$0.00	\$0.00	\$0.00	\$0.00	\$565,945.42	\$0.00	\$0.00	\$0.00	\$0.00	\$565,945.42	\$0.00
310000 Servicios básicos	\$4,800.00	\$0.00	\$0.00	\$0.00	\$0.00	\$0.00	\$0.00	\$0.00	\$4,800.00	\$0.00	\$0.00	\$0.00	\$0.00	\$4,800.00	\$0.00
312000 Gas	\$4,800.00	\$0.00	\$0.00	\$0.00	\$0.00	\$0.00	\$0.00	\$0.00	\$4,800.00	\$0.00	\$0.00	\$0.00	\$0.00	\$4,800.00	\$0.00
312001 Gas	\$4,800.00	\$0.00	\$0.00	\$0.00	\$0.00	\$0.00	\$0.00	\$0.00	\$4,800.00	\$0.00	\$0.00	\$0.00	\$0.00	\$4,800.00	\$0.00
320000 Servicios de arrendamiento	\$165,509.96	\$0.00	\$0.00	\$0.00	\$0.00	\$0.00	\$0.00	\$0.00	\$165,509.96	\$0.00	\$0.00	\$0.00	\$0.00	\$165,509.96	\$0.00
323000 Arrendamiento de mobiliario y equipo de ad	\$59,427.96	\$0.00	\$0.00	\$0.00	\$0.00	\$0.00	\$0.00	\$0.00	\$59,427.96	\$0.00	\$0.00	\$0.00	\$0.00	\$59,427.96	\$0.00
323002 Arrendamiento de Equipo de Fotocopiado	\$59,427.96	\$0.00	\$0.00	\$0.00	\$0.00	\$0.00	\$0.00	\$0.00	\$59,427.96	\$0.00	\$0.00	\$0.00	\$0.00	\$59,427.96	\$0.00
325000 Arrendamiento de equipo de transporte	\$17,864.00	\$0.00	\$0.00	\$0.00	\$0.00	\$0.00	\$0.00	\$0.00	\$17,864.00	\$0.00	\$0.00	\$0.00	\$0.00	\$17,864.00	\$0.00
325001 Servicios de arrendamiento de vehículos y r	\$17,864.00	\$0.00	\$0.00	\$0.00	\$0.00	\$0.00	\$0.00	\$0.00	\$17,864.00	\$0.00	\$0.00	\$0.00	\$0.00	\$17,864.00	\$0.00
329000 Otros arrendamientos	\$88,218.00	\$0.00	\$0.00	\$0.00	\$0.00	\$0.00	\$0.00	\$0.00	\$88,218.00	\$0.00	\$0.00	\$0.00	\$0.00	\$88,218.00	\$0.00
329001 Otros arrendamientos	\$88,218.00	\$0.00	\$0.00	\$0.00	\$0.00	\$0.00	\$0.00	\$0.00	\$88,218.00	\$0.00	\$0.00	\$0.00	\$0.00	\$88,218.00	\$0.00
350000 Servicios de instalación, reparación, mant	\$11,542.00	\$0.00	\$0.00	\$0.00	\$0.00	\$0.00	\$0.00	\$0.00	\$11,542.00	\$0.00	\$0.00	\$0.00	\$0.00	\$11,542.00	\$0.00
355000 Reparación y mantenimiento de equipo de t	\$5,162.00	\$0.00	\$0.00	\$0.00	\$0.00	\$0.00	\$0.00	\$0.00	\$5,162.00	\$0.00	\$0.00	\$0.00	\$0.00	\$5,162.00	\$0.00





Municipio de Atitalaquia
HIDALGO

Análítico Mensual de Egresos Pagados por Fuente de Financiamiento al 31/dic./2023
(Cuentas con Movimientos)
(Cifras en pesos y centavos)

Fecha y 12/ene./2024
hora de Impresión 06:51 p. m.

Usr: ely t
Rep: rptAnaliticoPresupuestoEgresos_FF

Objeto del Gasto	Presupuesto Vigente	Ene	Feb	Mar	Abr	May	Jun	Jul	Ago	Sep	Oct	Nov	Dic	Total	Diferencia (Vigente - Total)
355001 Mantenimiento de Vehículos	\$5,162.00	\$0.00	\$0.00	\$0.00	\$0.00	\$0.00	\$0.00	\$5,162.00	\$0.00	\$0.00	\$0.00	\$0.00	\$0.00	\$5,162.00	\$0.00
357000 Instalación, reparación y mantenimiento de	\$6,380.00	\$0.00	\$0.00	\$0.00	\$0.00	\$0.00	\$0.00	\$6,380.00	\$0.00	\$0.00	\$0.00	\$0.00	\$0.00	\$6,380.00	\$0.00
357001 Mantenimiento de Maquinaria y Equipo	\$6,380.00	\$0.00	\$0.00	\$0.00	\$0.00	\$0.00	\$0.00	\$6,380.00	\$0.00	\$0.00	\$0.00	\$0.00	\$0.00	\$6,380.00	\$0.00
360000 Servicios de comunicación social y public	\$37,260.45	\$0.00	\$0.00	\$0.00	\$0.00	\$0.00	\$0.00	\$37,260.45	\$0.00	\$0.00	\$0.00	\$0.00	\$0.00	\$37,260.45	\$0.00
361000 Difusión por radio, televisión y otros medios	\$5,000.01	\$0.00	\$0.00	\$0.00	\$0.00	\$0.00	\$0.00	\$5,000.01	\$0.00	\$0.00	\$0.00	\$0.00	\$0.00	\$5,000.01	\$0.00
361001 Difusión de programas y actividades gubern	\$5,000.01	\$0.00	\$0.00	\$0.00	\$0.00	\$0.00	\$0.00	\$5,000.01	\$0.00	\$0.00	\$0.00	\$0.00	\$0.00	\$5,000.01	\$0.00
362000 Difusión por radio, televisión y otros medios	\$32,260.44	\$0.00	\$0.00	\$0.00	\$0.00	\$0.00	\$0.00	\$32,260.44	\$0.00	\$0.00	\$0.00	\$0.00	\$0.00	\$32,260.44	\$0.00
362001 Difusión por radio, televisión y otros medios	\$32,260.44	\$0.00	\$0.00	\$0.00	\$0.00	\$0.00	\$0.00	\$32,260.44	\$0.00	\$0.00	\$0.00	\$0.00	\$0.00	\$32,260.44	\$0.00
370000 Servicios de traslado y viáticos	\$640.00	\$0.00	\$0.00	\$0.00	\$0.00	\$0.00	\$0.00	\$640.00	\$0.00	\$0.00	\$0.00	\$0.00	\$0.00	\$640.00	\$0.00
375000 Viáticos en el país	\$640.00	\$0.00	\$0.00	\$0.00	\$0.00	\$0.00	\$0.00	\$640.00	\$0.00	\$0.00	\$0.00	\$0.00	\$0.00	\$640.00	\$0.00
375001 Viáticos en el país	\$640.00	\$0.00	\$0.00	\$0.00	\$0.00	\$0.00	\$0.00	\$640.00	\$0.00	\$0.00	\$0.00	\$0.00	\$0.00	\$640.00	\$0.00
380000 Servicios oficiales	\$101,813.00	\$0.00	\$0.00	\$0.00	\$0.00	\$0.00	\$0.00	\$101,813.00	\$0.00	\$0.00	\$0.00	\$0.00	\$0.00	\$101,813.00	\$0.00
381000 Gastos de ceremonial	\$1,044.00	\$0.00	\$0.00	\$0.00	\$0.00	\$0.00	\$0.00	\$1,044.00	\$0.00	\$0.00	\$0.00	\$0.00	\$0.00	\$1,044.00	\$0.00
381001 Gastos de Ceremonial	\$1,044.00	\$0.00	\$0.00	\$0.00	\$0.00	\$0.00	\$0.00	\$1,044.00	\$0.00	\$0.00	\$0.00	\$0.00	\$0.00	\$1,044.00	\$0.00
382000 Gastos de orden social y cultural	\$99,060.00	\$0.00	\$0.00	\$0.00	\$0.00	\$0.00	\$0.00	\$99,060.00	\$0.00	\$0.00	\$0.00	\$0.00	\$0.00	\$99,060.00	\$0.00
382001 Gastos de orden social	\$47,180.00	\$0.00	\$0.00	\$0.00	\$0.00	\$0.00	\$0.00	\$47,180.00	\$0.00	\$0.00	\$0.00	\$0.00	\$0.00	\$47,180.00	\$0.00
382002 Eventos Culturales y sociales	\$51,880.00	\$0.00	\$0.00	\$0.00	\$0.00	\$0.00	\$0.00	\$51,880.00	\$0.00	\$0.00	\$0.00	\$0.00	\$0.00	\$51,880.00	\$0.00
385000 Gastos de representación	\$1,709.00	\$0.00	\$0.00	\$0.00	\$0.00	\$0.00	\$0.00	\$1,709.00	\$0.00	\$0.00	\$0.00	\$0.00	\$0.00	\$1,709.00	\$0.00
385001 Gastos de representación	\$1,709.00	\$0.00	\$0.00	\$0.00	\$0.00	\$0.00	\$0.00	\$1,709.00	\$0.00	\$0.00	\$0.00	\$0.00	\$0.00	\$1,709.00	\$0.00
390000 Otros servicios generales	\$244,380.01	\$0.00	\$0.00	\$0.00	\$0.00	\$0.00	\$0.00	\$244,380.01	\$0.00	\$0.00	\$0.00	\$0.00	\$0.00	\$244,380.01	\$0.00
399000 Otros servicios generales	\$244,380.01	\$0.00	\$0.00	\$0.00	\$0.00	\$0.00	\$0.00	\$244,380.01	\$0.00	\$0.00	\$0.00	\$0.00	\$0.00	\$244,380.01	\$0.00
399009 Otros servicios generales	\$244,380.01	\$0.00	\$0.00	\$0.00	\$0.00	\$0.00	\$0.00	\$244,380.01	\$0.00	\$0.00	\$0.00	\$0.00	\$0.00	\$244,380.01	\$0.00
400000 TRANSFERENCIAS, ASIGNACIONES	\$163,010.08	\$0.00	\$0.00	\$0.00	\$0.00	\$0.00	\$0.00	\$163,010.08	\$0.00	\$0.00	\$0.00	\$0.00	\$0.00	\$163,010.08	\$0.00
440000 Ayudas sociales	\$163,010.08	\$0.00	\$0.00	\$0.00	\$0.00	\$0.00	\$0.00	\$163,010.08	\$0.00	\$0.00	\$0.00	\$0.00	\$0.00	\$163,010.08	\$0.00
441000 Ayudas sociales a personas	\$122,628.16	\$0.00	\$0.00	\$0.00	\$0.00	\$0.00	\$0.00	\$122,628.16	\$0.00	\$0.00	\$0.00	\$0.00	\$0.00	\$122,628.16	\$0.00
441001 Ayudas sociales a personas	\$122,628.16	\$0.00	\$0.00	\$0.00	\$0.00	\$0.00	\$0.00	\$122,628.16	\$0.00	\$0.00	\$0.00	\$0.00	\$0.00	\$122,628.16	\$0.00
443000 Ayudas sociales a instituciones de enseñan	\$27,621.92	\$0.00	\$0.00	\$0.00	\$0.00	\$0.00	\$0.00	\$27,621.92	\$0.00	\$0.00	\$0.00	\$0.00	\$0.00	\$27,621.92	\$0.00
443001 Ayudas sociales a instituciones de enseñan	\$27,621.92	\$0.00	\$0.00	\$0.00	\$0.00	\$0.00	\$0.00	\$27,621.92	\$0.00	\$0.00	\$0.00	\$0.00	\$0.00	\$27,621.92	\$0.00
445000 Ayudas sociales a instituciones sin fines de	\$12,760.00	\$0.00	\$0.00	\$0.00	\$0.00	\$0.00	\$0.00	\$12,760.00	\$0.00	\$0.00	\$0.00	\$0.00	\$0.00	\$12,760.00	\$0.00
445004 Ayudas Sociales a Instituciones sin fines de	\$12,760.00	\$0.00	\$0.00	\$0.00	\$0.00	\$0.00	\$0.00	\$12,760.00	\$0.00	\$0.00	\$0.00	\$0.00	\$0.00	\$12,760.00	\$0.00
ADEUDOS DE EJERCICIOS FISCALES	\$1,560,075.52	\$0.00	\$0.00	\$0.00	\$0.00	\$0.00	\$0.00	\$1,560,075.52	\$0.00	\$0.00	\$0.00	\$0.00	\$0.00	\$1,560,075.52	\$0.00

CISAN FONDO DEL COMPENSACIÓN SOBRE AUTOMOVILES NUEVOS

200000 MATERIALES Y SUMINISTROS	\$72,732.42	\$0.00	\$0.00	\$0.00	\$0.00	\$0.00	\$0.00	\$0.00	\$0.00	\$0.00	\$0.00	\$0.00	\$0.00	\$72,732.42	\$72,732.42	\$0.00
210000 Materiales de administración, emisión de	\$72,732.42	\$0.00	\$0.00	\$0.00	\$0.00	\$0.00	\$0.00	\$0.00	\$0.00	\$0.00	\$0.00	\$0.00	\$0.00	\$72,732.42	\$72,732.42	\$0.00
211000 Materiales, útiles y equipos menores de ofic	\$72,732.42	\$0.00	\$0.00	\$0.00	\$0.00	\$0.00	\$0.00	\$0.00	\$0.00	\$0.00	\$0.00	\$0.00	\$0.00	\$72,732.42	\$72,732.42	\$0.00
211001 Material de Oficina	\$72,732.42	\$0.00	\$0.00	\$0.00	\$0.00	\$0.00	\$0.00	\$0.00	\$0.00	\$0.00	\$0.00	\$0.00	\$0.00	\$72,732.42	\$72,732.42	\$0.00
FONDO DEL COMPENSACIÓN SOBRE	\$72,732.42	\$0.00	\$0.00	\$0.00	\$0.00	\$0.00	\$0.00	\$0.00	\$0.00	\$0.00	\$0.00	\$0.00	\$0.00	\$72,732.42	\$72,732.42	\$0.00





Municipio de Atitalaquia
HIDALGO

Analítico Mensual de Egresos Pagados por Fuente de Financiamiento al 31/dic./2023
(Cuentas con Movimientos)
(Cifras en pesos y centavos)

Usu: ely t
Rep: rptAnaliticoPresupuestoEgresos_FF

Fecha y hora de Impresión | 12/ene./2024
06:51 p. m.

Objeto del Gasto	Presupuesto Vigente	Ene	Feb	Mar	Abr	May	Jun	Jul	Ago	Sep	Oct	Nov	Dic	Total	Diferencia (Vigente - Total)
DPGYD DONATIVO DE PEMEX DE GASOLINA, DIESEL Y AC-20 2022															
200000 MATERIALES Y SUMINISTROS	\$2,302,336.00	\$0.00	\$0.00	\$0.00	\$0.00	\$0.00	\$0.00	\$0.00	\$0.00	\$0.00	\$0.00	\$0.00	\$0.00	\$2,302,336.00	\$0.00
260000 Combustibles, lubricantes y aditivos	\$2,302,336.00	\$0.00	\$0.00	\$0.00	\$0.00	\$0.00	\$0.00	\$0.00	\$0.00	\$0.00	\$0.00	\$0.00	\$0.00	\$2,302,336.00	\$0.00
261000 Combustibles, lubricantes y aditivos	\$2,302,336.00	\$0.00	\$0.00	\$0.00	\$0.00	\$0.00	\$0.00	\$0.00	\$0.00	\$0.00	\$0.00	\$0.00	\$0.00	\$2,302,336.00	\$0.00
261003 Combustibles y Lubricantes para otro tipo v	\$2,302,336.00	\$0.00	\$0.00	\$0.00	\$0.00	\$0.00	\$0.00	\$0.00	\$0.00	\$0.00	\$0.00	\$0.00	\$0.00	\$2,302,336.00	\$0.00
DONATIVO DE PEMEX DE GASOLINA,	\$2,302,336.00	\$0.00	\$0.00	\$0.00	\$0.00	\$0.00	\$0.00	\$0.00	\$0.00	\$0.00	\$0.00	\$0.00	\$0.00	\$2,302,336.00	\$0.00
FAISM FONDO DE APORTACIONES PARA LA INFRAESTRUCTURA SOCIAL MUNICIPAL															
600000 INVERSION PUBLICA	\$9,428,591.00	\$0.00	\$0.00	\$0.00	\$0.00	\$0.00	\$542,279.72	\$1,911,821.61	\$0.00	\$652,744.80	\$0.00	\$3,058,935.17	\$888,371.53	\$7,054,152.83	\$2,374,438.17
610000 Obra pública en bienes de dominio públic	\$9,428,591.00	\$0.00	\$0.00	\$0.00	\$0.00	\$0.00	\$542,279.72	\$1,911,821.61	\$0.00	\$652,744.80	\$0.00	\$3,058,935.17	\$888,371.53	\$7,054,152.83	\$2,374,438.17
613000 Construcción de obras para el abastecimier	\$2,678,280.93	\$0.00	\$0.00	\$0.00	\$0.00	\$0.00	\$0.00	\$0.00	\$0.00	\$0.00	\$0.00	\$0.00	\$0.00	\$470,289.40	\$2,207,991.53
613612 23FAISM010012 Ampliación de Red de Enr	\$500,686.33	\$0.00	\$0.00	\$0.00	\$0.00	\$0.00	\$0.00	\$0.00	\$0.00	\$0.00	\$0.00	\$0.00	\$0.00	\$470,289.40	\$327,925.90
613613 23FAISM010013 Ampliación de Red de Enr	\$327,925.90	\$0.00	\$0.00	\$0.00	\$0.00	\$0.00	\$0.00	\$0.00	\$0.00	\$0.00	\$0.00	\$0.00	\$0.00	\$0.00	\$500,686.33
613614 23FAISM010014 Ampliación de Red de Enr	\$470,289.40	\$0.00	\$0.00	\$0.00	\$0.00	\$0.00	\$0.00	\$0.00	\$0.00	\$0.00	\$0.00	\$0.00	\$0.00	\$0.00	\$327,925.90
613615 23FAISM010015 Ampliación de Red de Enr	\$1,079,307.28	\$0.00	\$0.00	\$0.00	\$0.00	\$0.00	\$0.00	\$0.00	\$0.00	\$0.00	\$0.00	\$0.00	\$0.00	\$470,289.40	\$609,017.88
613616 23FAISM010016 Construcción de Alcantaril	\$300,072.02	\$0.00	\$0.00	\$0.00	\$0.00	\$0.00	\$0.00	\$0.00	\$0.00	\$0.00	\$0.00	\$0.00	\$0.00	\$0.00	\$1,079,307.28
614000 División de terrenos y construcción de obra:	\$1,520,167.53	\$0.00	\$0.00	\$0.00	\$0.00	\$0.00	\$0.00	\$0.00	\$0.00	\$652,744.80	\$0.00	\$700,976.09	\$0.00	\$1,353,720.89	\$166,446.64
614606 23FAISM010006 Ampliación de Drenaje Sa	\$198,032.08	\$0.00	\$0.00	\$0.00	\$0.00	\$0.00	\$0.00	\$0.00	\$0.00	\$198,032.08	\$0.00	\$0.00	\$0.00	\$198,032.08	\$0.00
614607 23FAISM010007 Ampliación de Drenaje Sa	\$700,976.09	\$0.00	\$0.00	\$0.00	\$0.00	\$0.00	\$0.00	\$0.00	\$0.00	\$0.00	\$0.00	\$700,976.09	\$0.00	\$700,976.09	\$0.00
614608 23FAISM010008 Ampliación de Drenaje Sa	\$251,104.98	\$0.00	\$0.00	\$0.00	\$0.00	\$0.00	\$0.00	\$0.00	\$0.00	\$251,104.98	\$0.00	\$0.00	\$0.00	\$251,104.98	\$0.00
614609 23FAISM010009 Ampliación de Drenaje Sa	\$203,607.74	\$0.00	\$0.00	\$0.00	\$0.00	\$0.00	\$0.00	\$0.00	\$0.00	\$203,607.74	\$0.00	\$0.00	\$0.00	\$203,607.74	\$0.00
614617 23FAISM010017 Ampliación de Drenaje Sa	\$166,446.64	\$0.00	\$0.00	\$0.00	\$0.00	\$0.00	\$0.00	\$0.00	\$0.00	\$0.00	\$0.00	\$0.00	\$0.00	\$0.00	\$166,446.64
615000 Construcción de vías de comunicación	\$5,230,142.54	\$0.00	\$0.00	\$0.00	\$0.00	\$0.00	\$542,279.72	\$1,911,821.61	\$0.00	\$0.00	\$0.00	\$0.00	\$2,357,959.08	\$418,082.13	\$5,230,142.54
615601 23FAISM010001 Pavimentación Asfáltica e	\$698,277.43	\$0.00	\$0.00	\$0.00	\$0.00	\$0.00	\$0.00	\$629,114.41	\$0.00	\$0.00	\$0.00	\$0.00	\$69,163.02	\$698,277.43	\$0.00
615602 23FAISM010002 Pavimentaición Asfáltica e	\$680,930.42	\$0.00	\$0.00	\$0.00	\$0.00	\$0.00	\$542,279.72	\$0.00	\$0.00	\$0.00	\$0.00	\$0.00	\$138,650.70	\$680,930.42	\$0.00
615603 23FAISM010003 Pavimentación Asfáltica e	\$617,138.19	\$0.00	\$0.00	\$0.00	\$0.00	\$0.00	\$0.00	\$581,541.69	\$0.00	\$0.00	\$0.00	\$0.00	\$35,596.50	\$617,138.19	\$0.00
615604 23FAISM010004 Pavimentación Asfáltica e	\$835,019.46	\$0.00	\$0.00	\$0.00	\$0.00	\$0.00	\$0.00	\$701,165.51	\$0.00	\$0.00	\$0.00	\$0.00	\$133,853.95	\$835,019.46	\$0.00
615610 23FAISM010010 Pavimentación Asfáltica d	\$1,063,435.93	\$0.00	\$0.00	\$0.00	\$0.00	\$0.00	\$0.00	\$0.00	\$0.00	\$0.00	\$0.00	\$0.00	\$1,063,435.93	\$0.00	\$1,063,435.93
615611 23FAISM010011 Pavimentación Asfáltica e	\$1,335,341.11	\$0.00	\$0.00	\$0.00	\$0.00	\$0.00	\$0.00	\$0.00	\$0.00	\$0.00	\$0.00	\$1,294,523.15	\$40,817.96	\$1,335,341.11	\$0.00
FONDO DE APORTACIONES PARA LA	\$9,428,591.00	\$0.00	\$0.00	\$0.00	\$0.00	\$0.00	\$542,279.72	\$1,911,821.61	\$0.00	\$652,744.80	\$0.00	\$3,058,935.17	\$888,371.53	\$7,054,152.83	\$2,374,438.17
FAPFM FONDO DE APORTACIONES PARA EL FORTALECIMIENTO DE LOS MUNICIPIOS															
100000 SERVICIOS PERSONALES	\$12,814,481.00	\$930,764.00	\$893,972.00	\$877,099.00	\$880,645.00	\$899,828.00	\$1,004,876.00	\$966,118.00	\$917,639.00	\$922,212.00	\$797,328.00	\$927,177.00	\$2,796,823.00	\$12,814,481.00	\$0.00
110000 Remuneraciones al personal de carácter f	\$10,719,497.00	\$930,764.00	\$893,972.00	\$870,099.00	\$880,645.00	\$893,828.00	\$922,493.00	\$966,118.00	\$913,239.00	\$907,812.00	\$797,328.00	\$848,009.00	\$895,190.00	\$10,719,497.00	\$0.00
113000 Sueldos base al personal permanente	\$10,719,497.00	\$930,764.00	\$893,972.00	\$870,099.00	\$880,645.00	\$893,828.00	\$922,493.00	\$966,118.00	\$913,239.00	\$907,812.00	\$797,328.00	\$848,009.00	\$895,190.00	\$10,719,497.00	\$0.00
113001 Sueldos Base al Personal Permanente	\$10,719,497.00	\$930,764.00	\$893,972.00	\$870,099.00	\$880,645.00	\$893,828.00	\$922,493.00	\$966,118.00	\$913,239.00	\$907,812.00	\$797,328.00	\$848,009.00	\$895,190.00	\$10,719,497.00	\$0.00





Municipio de Atitlaquía
HIDALGO

Análisis Mensual de Egresos Pagados por Fuente de Financiamiento al 31/dic./2023

(Cuentas con Movimientos)
(Cifras en pesos y centavos)

Fecha y 12/ene./2024


hora de Impresión 06:51 p. m.

Usu: ely t
Rep: rptAnaliticoPresupuestoEgresos_FF

Objeto del Gasto	Presupuesto Vigente	Ene	Feb	Mar	Abr	May	Jun	Jul	Ago	Sep	Oct	Nov	Dic	Total	Diferencia (Vigente - Total)
130000 Remuneraciones adicionales y especiales	\$1,781,302.00	\$0.00	\$0.00	\$0.00	\$0.00	\$0.00	\$77,983.00	\$0.00	\$0.00	\$0.00	\$0.00	\$79,168.00	\$1,624,151.00	\$1,781,302.00	\$0.00
132000 Primas de vacaciones, dominical y gratificar	\$1,781,302.00	\$0.00	\$0.00	\$0.00	\$0.00	\$0.00	\$77,983.00	\$0.00	\$0.00	\$0.00	\$0.00	\$79,168.00	\$1,624,151.00	\$1,781,302.00	\$0.00
132001 Prima de Vacaciones y Dominical	\$163,627.00	\$0.00	\$0.00	\$0.00	\$0.00	\$0.00	\$77,983.00	\$0.00	\$0.00	\$0.00	\$0.00	\$79,168.00	\$6,476.00	\$163,627.00	\$0.00
132002 Gratificación Anual	\$1,617,675.00	\$0.00	\$0.00	\$0.00	\$0.00	\$0.00	\$0.00	\$0.00	\$0.00	\$0.00	\$0.00	\$0.00	\$1,617,675.00	\$1,617,675.00	\$0.00
170000 Pago de estímulos a servidores públicos	\$313,682.00	\$0.00	\$0.00	\$7,000.00	\$0.00	\$6,000.00	\$4,400.00	\$0.00	\$4,400.00	\$14,400.00	\$0.00	\$0.00	\$277,482.00	\$313,682.00	\$0.00
171000 Estímulos	\$313,682.00	\$0.00	\$0.00	\$7,000.00	\$0.00	\$6,000.00	\$4,400.00	\$0.00	\$4,400.00	\$14,400.00	\$0.00	\$0.00	\$277,482.00	\$313,682.00	\$0.00
171001 Estímulos	\$313,682.00	\$0.00	\$0.00	\$7,000.00	\$0.00	\$6,000.00	\$4,400.00	\$0.00	\$4,400.00	\$14,400.00	\$0.00	\$0.00	\$277,482.00	\$313,682.00	\$0.00
200000 MATERIALES Y SUMINISTROS	\$3,889,843.29	\$0.00	\$344,421.94	\$664,737.54	\$57,896.11	\$245,826.03	\$171,774.13	\$197,934.66	\$293,430.92	\$975,064.14	\$196,643.09	\$488,760.71	\$253,354.02	\$3,889,843.29	\$0.00
260000 Combustibles, lubricantes y aditivos	\$2,671,166.13	\$0.00	\$301,496.77	\$564,517.49	\$43,175.91	\$166,296.05	\$32,773.10	\$135,901.64	\$241,720.92	\$330,137.11	\$173,999.89	\$448,668.63	\$232,478.62	\$2,671,166.13	\$0.00
261000 Combustibles, lubricantes y aditivos	\$2,671,166.13	\$0.00	\$301,496.77	\$564,517.49	\$43,175.91	\$166,296.05	\$32,773.10	\$135,901.64	\$241,720.92	\$330,137.11	\$173,999.89	\$448,668.63	\$232,478.62	\$2,671,166.13	\$0.00
261001 Combustibles y Lubricantes para vehiculos,	\$2,630,109.78	\$0.00	\$294,711.39	\$556,647.48	\$43,175.91	\$157,948.08	\$27,205.10	\$129,351.63	\$240,075.92	\$327,297.12	\$173,999.89	\$447,218.64	\$232,478.62	\$2,630,109.78	\$0.00
261002 Lubricantes, refrigerantes y aditivos para ve	\$41,056.35	\$0.00	\$6,785.38	\$7,870.01	\$0.00	\$8,347.97	\$5,568.00	\$6,550.01	\$1,645.00	\$2,839.99	\$0.00	\$1,449.99	\$0.00	\$41,056.35	\$0.00
270000 Vestuario, blancos, prendas de protecció	\$597,528.00	\$0.00	\$0.00	\$0.00	\$0.00	\$0.00	\$0.00	\$0.00	\$0.00	\$597,528.00	\$0.00	\$0.00	\$0.00	\$597,528.00	\$0.00
271000 Vestuario y uniformes	\$597,528.00	\$0.00	\$0.00	\$0.00	\$0.00	\$0.00	\$0.00	\$0.00	\$0.00	\$597,528.00	\$0.00	\$0.00	\$0.00	\$597,528.00	\$0.00
271001 Vestuario, Uniformes	\$597,528.00	\$0.00	\$0.00	\$0.00	\$0.00	\$0.00	\$0.00	\$0.00	\$0.00	\$597,528.00	\$0.00	\$0.00	\$0.00	\$597,528.00	\$0.00
290000 Herramientas, refacciones y accesorios m	\$621,149.16	\$0.00	\$42,925.17	\$100,220.05	\$14,720.20	\$79,529.98	\$139,001.03	\$62,033.02	\$51,710.00	\$47,399.03	\$22,643.20	\$40,092.08	\$20,875.40	\$621,149.16	\$0.00
296000 Refacciones y accesorios menores de equi	\$621,149.16	\$0.00	\$42,925.17	\$100,220.05	\$14,720.20	\$79,529.98	\$139,001.03	\$62,033.02	\$51,710.00	\$47,399.03	\$22,643.20	\$40,092.08	\$20,875.40	\$621,149.16	\$0.00
296001 Refacciones equipo transporte	\$621,149.16	\$0.00	\$42,925.17	\$100,220.05	\$14,720.20	\$79,529.98	\$139,001.03	\$62,033.02	\$51,710.00	\$47,399.03	\$22,643.20	\$40,092.08	\$20,875.40	\$621,149.16	\$0.00
300000 SERVICIOS GENERALES	\$6,795,830.71	\$0.00	\$604,579.79	\$369,794.80	\$596,391.89	\$521,851.09	\$530,664.09	\$504,879.69	\$531,915.69	\$530,379.89	\$495,430.89	\$517,235.89	\$1,248,670.01	\$6,451,793.72	\$344,036.99
310000 Servicios básicos	\$6,716,770.91	\$0.00	\$594,603.79	\$357,290.00	\$596,391.89	\$506,341.89	\$511,790.89	\$501,422.89	\$525,471.89	\$518,083.89	\$495,430.89	\$517,235.89	\$1,248,670.01	\$6,372,733.92	\$344,036.99
311000 Energía eléctrica	\$6,716,770.91	\$0.00	\$594,603.79	\$357,290.00	\$596,391.89	\$506,341.89	\$511,790.89	\$501,422.89	\$525,471.89	\$518,083.89	\$495,430.89	\$517,235.89	\$1,248,670.01	\$6,372,733.92	\$344,036.99
311001 Servicio de Energía Eléctrica	\$6,716,770.91	\$0.00	\$594,603.79	\$357,290.00	\$596,391.89	\$506,341.89	\$511,790.89	\$501,422.89	\$525,471.89	\$518,083.89	\$495,430.89	\$517,235.89	\$1,248,670.01	\$6,372,733.92	\$344,036.99
350000 Servicios de instalación, reparación, mant	\$79,059.80	\$0.00	\$9,976.00	\$12,504.80	\$0.00	\$15,509.20	\$18,873.20	\$3,456.80	\$6,443.80	\$12,296.00	\$0.00	\$0.00	\$0.00	\$79,059.80	\$0.00
355000 Reparación y mantenimiento de equipo de t	\$79,059.80	\$0.00	\$9,976.00	\$12,504.80	\$0.00	\$15,509.20	\$18,873.20	\$3,456.80	\$6,443.80	\$12,296.00	\$0.00	\$0.00	\$0.00	\$79,059.80	\$0.00
355001 Mantenimiento de Vehículos	\$79,059.80	\$0.00	\$9,976.00	\$12,504.80	\$0.00	\$15,509.20	\$18,873.20	\$3,456.80	\$6,443.80	\$12,296.00	\$0.00	\$0.00	\$0.00	\$79,059.80	\$0.00
500000 BIENES MUEBLES, INMUEBLES E IN	\$1,799,200.00	\$0.00	\$0.00	\$0.00	\$0.00	\$0.00	\$0.00	\$0.00	\$0.00	\$0.00	\$0.00	\$1,299,200.00	\$0.00	\$1,299,200.00	\$500,000.00
540000 Vehículos y equipo de transporte	\$1,799,200.00	\$0.00	\$0.00	\$0.00	\$0.00	\$0.00	\$0.00	\$0.00	\$0.00	\$0.00	\$0.00	\$1,299,200.00	\$0.00	\$1,299,200.00	\$500,000.00
541000 Vehículos y equipo terrestre	\$1,799,200.00	\$0.00	\$0.00	\$0.00	\$0.00	\$0.00	\$0.00	\$0.00	\$0.00	\$0.00	\$0.00	\$1,299,200.00	\$0.00	\$1,299,200.00	\$500,000.00
541001 Vehículos y Equipo Terrestre	\$1,799,200.00	\$0.00	\$0.00	\$0.00	\$0.00	\$0.00	\$0.00	\$0.00	\$0.00	\$0.00	\$0.00	\$1,299,200.00	\$0.00	\$1,299,200.00	\$500,000.00
600000 INVERSION PUBLICA	\$3,000,000.00	\$0.00	\$0.00	\$0.00	\$0.00	\$0.00	\$0.00	\$0.00	\$0.00	\$0.00	\$0.00	\$0.00	\$0.00	\$0.00	\$3,000,000.00
610000 Obra pública en bienes de dominio públic	\$3,000,000.00	\$0.00	\$0.00	\$0.00	\$0.00	\$0.00	\$0.00	\$0.00	\$0.00	\$0.00	\$0.00	\$0.00	\$0.00	\$0.00	\$3,000,000.00
615000 Construcción de vías de comunicación	\$3,000,000.00	\$0.00	\$0.00	\$0.00	\$0.00	\$0.00	\$0.00	\$0.00	\$0.00	\$0.00	\$0.00	\$0.00	\$0.00	\$0.00	\$3,000,000.00
615701 23FORA010001 Rehabilitación de calle de	\$3,000,000.00	\$0.00	\$0.00	\$0.00	\$0.00	\$0.00	\$0.00	\$0.00	\$0.00	\$0.00	\$0.00	\$0.00	\$0.00	\$0.00	\$3,000,000.00
FONDO DE APORTACIONES PARA EL	\$28,299,355.00	\$930,764.00	\$1,842,973.73	\$1,911,631.34	\$1,534,933.00	\$1,667,505.12	\$1,707,314.22	\$1,668,932.35	\$1,742,985.61	\$2,427,656.03	\$1,489,401.98	\$3,232,373.60	\$4,298,847.03	\$24,455,318.01	\$3,844,036.99

FD OFM FONDO DE FOMENTO MUNICIPAL

100000 SERVICIOS PERSONALES	\$9,557,676.00	\$718,109.00	\$721,387.00	\$696,992.00	\$691,838.00	\$687,152.00	\$749,777.00	\$676,426.00	\$699,703.00	\$678,224.00	\$657,483.00	\$721,125.00	\$1,859,460.00	\$9,557,676.00	\$0.00
110000 Remuneraciones al personal de carácter f	\$8,253,154.00	\$715,211.00	\$718,801.00	\$694,276.00	\$690,398.00	\$686,192.00	\$682,482.00	\$675,946.00	\$699,223.00	\$677,744.00	\$657,003.00	\$663,154.00	\$692,724.00	\$8,253,154.00	\$0.00
113000 Sueldos base al personal permanente	\$8,253,154.00	\$715,211.00	\$718,801.00	\$694,276.00	\$690,398.00	\$686,192.00	\$682,482.00	\$675,946.00	\$699,223.00	\$677,744.00	\$657,003.00	\$663,154.00	\$692,724.00	\$8,253,154.00	\$0.00





Municipio de Atitalaquia HIDALGO

Análítico Mensual de Egresos Pagados por Fuente de Financiamiento al 31/dic./2023 (Cuentas con Movimientos) (Cifras en pesos y centavos)

Fecha y 12/ene./2024

hora de Impresión 06:51 p. m.

Usr: ely l
Rep: rptAnaliticoPresupuestoEgresos_FF

Objeto del Gasto	Presupuesto Vigente	Ene	Feb	Mar	Abr	May	Jun	Jul	Ago	Sep	Oct	Nov	Dic	Total	Diferencia (Vigente - Total)
113001 Sueldos Base al Personal Permanente	\$8,253,154.00	\$715,211.00	\$718,801.00	\$694,276.00	\$690,398.00	\$686,192.00	\$682,482.00	\$675,946.00	\$699,223.00	\$677,744.00	\$657,003.00	\$663,154.00	\$692,724.00	\$8,253,154.00	\$0.00
130000 Remuneraciones adicionales y especiales	\$1,297,172.00	\$1,848.00	\$1,536.00	\$1,666.00	\$390.00	\$260.00	\$66,945.00	\$130.00	\$130.00	\$130.00	\$130.00	\$57,621.00	\$1,166,386.00	\$1,297,172.00	\$0.00
131000 Primas por años de servicios efectivos pres	\$2,730.00	\$390.00	\$390.00	\$390.00	\$390.00	\$260.00	\$130.00	\$130.00	\$130.00	\$130.00	\$130.00	\$130.00	\$130.00	\$2,730.00	\$0.00
131001 Prima Quinquenal	\$2,730.00	\$390.00	\$390.00	\$390.00	\$390.00	\$260.00	\$130.00	\$130.00	\$130.00	\$130.00	\$130.00	\$130.00	\$130.00	\$2,730.00	\$0.00
132000 Primas de vacaciones, dominical y gratifica	\$1,288,111.00	\$0.00	\$0.00	\$0.00	\$0.00	\$0.00	\$66,815.00	\$0.00	\$0.00	\$0.00	\$0.00	\$56,674.00	\$1,164,622.00	\$1,288,111.00	\$0.00
132001 Prima de Vacaciones y Dominical	\$128,323.00	\$0.00	\$0.00	\$0.00	\$0.00	\$0.00	\$66,815.00	\$0.00	\$0.00	\$0.00	\$0.00	\$56,674.00	\$4,834.00	\$128,323.00	\$0.00
132002 Gratificación Anual	\$1,159,788.00	\$0.00	\$0.00	\$0.00	\$0.00	\$0.00	\$0.00	\$0.00	\$0.00	\$0.00	\$0.00	\$0.00	\$1,159,788.00	\$1,159,788.00	\$0.00
133000 Horas extraordinarias	\$6,331.00	\$1,458.00	\$1,146.00	\$1,276.00	\$0.00	\$0.00	\$0.00	\$0.00	\$0.00	\$0.00	\$0.00	\$817.00	\$1,634.00	\$6,331.00	\$0.00
133001 Horas extras	\$6,331.00	\$1,458.00	\$1,146.00	\$1,276.00	\$0.00	\$0.00	\$0.00	\$0.00	\$0.00	\$0.00	\$0.00	\$817.00	\$1,634.00	\$6,331.00	\$0.00
150000 Otras prestaciones sociales y económicas	\$7,350.00	\$1,050.00	\$1,050.00	\$1,050.00	\$1,050.00	\$700.00	\$350.00	\$350.00	\$350.00	\$350.00	\$350.00	\$350.00	\$350.00	\$7,350.00	\$0.00
154000 Prestaciones contractuales	\$7,350.00	\$1,050.00	\$1,050.00	\$1,050.00	\$1,050.00	\$700.00	\$350.00	\$350.00	\$350.00	\$350.00	\$350.00	\$350.00	\$350.00	\$7,350.00	\$0.00
154001 Prestaciones establecidas por condiciones	\$7,350.00	\$1,050.00	\$1,050.00	\$1,050.00	\$1,050.00	\$700.00	\$350.00	\$350.00	\$350.00	\$350.00	\$350.00	\$350.00	\$350.00	\$7,350.00	\$0.00
400000 TRANSFERENCIAS, ASIGNACIONES	\$467,376.80	\$4,346.00	\$4,346.00	\$4,346.00	\$4,346.00	\$0.00	\$0.00	\$0.00	\$0.00	\$449,992.80	\$0.00	\$0.00	\$0.00	\$467,376.80	\$0.00
440000 Ayudas sociales	\$449,992.80	\$0.00	\$0.00	\$0.00	\$0.00	\$0.00	\$0.00	\$0.00	\$0.00	\$449,992.80	\$0.00	\$0.00	\$0.00	\$449,992.80	\$0.00
442000 Becas y otras ayudas para programas de cr	\$449,992.80	\$0.00	\$0.00	\$0.00	\$0.00	\$0.00	\$0.00	\$0.00	\$0.00	\$449,992.80	\$0.00	\$0.00	\$0.00	\$449,992.80	\$0.00
442001 Becas	\$449,992.80	\$0.00	\$0.00	\$0.00	\$0.00	\$0.00	\$0.00	\$0.00	\$0.00	\$449,992.80	\$0.00	\$0.00	\$0.00	\$449,992.80	\$0.00
450000 Pensiones y jubilaciones	\$17,384.00	\$4,346.00	\$4,346.00	\$4,346.00	\$4,346.00	\$0.00	\$0.00	\$0.00	\$0.00	\$0.00	\$0.00	\$0.00	\$0.00	\$17,384.00	\$0.00
451000 Pensiones	\$17,384.00	\$4,346.00	\$4,346.00	\$4,346.00	\$4,346.00	\$0.00	\$0.00	\$0.00	\$0.00	\$0.00	\$0.00	\$0.00	\$0.00	\$17,384.00	\$0.00
451001 Pensiones Y Jubilados	\$17,384.00	\$4,346.00	\$4,346.00	\$4,346.00	\$4,346.00	\$0.00	\$0.00	\$0.00	\$0.00	\$0.00	\$0.00	\$0.00	\$0.00	\$17,384.00	\$0.00
600000 INVERSION PUBLICA	\$3,452,061.93	\$0.00	\$0.00	\$0.00	\$0.00	\$0.00	\$0.00	\$0.00	\$0.00	\$0.00	\$0.00	\$0.00	\$0.00	\$0.00	\$3,452,061.93
610000 Obra pública en bienes de dominio públic	\$3,452,061.93	\$0.00	\$0.00	\$0.00	\$0.00	\$0.00	\$0.00	\$0.00	\$0.00	\$0.00	\$0.00	\$0.00	\$0.00	\$0.00	\$3,452,061.93
614000 División de terrenos y construcción de obra:	\$766,383.13	\$0.00	\$0.00	\$0.00	\$0.00	\$0.00	\$0.00	\$0.00	\$0.00	\$0.00	\$0.00	\$0.00	\$0.00	\$0.00	\$766,383.13
614302 23FD0FM010002 Ampliación de Drenaje S	\$766,383.13	\$0.00	\$0.00	\$0.00	\$0.00	\$0.00	\$0.00	\$0.00	\$0.00	\$0.00	\$0.00	\$0.00	\$0.00	\$0.00	\$766,383.13
615000 Construcción de vías de comunicación	\$2,685,678.80	\$0.00	\$0.00	\$0.00	\$0.00	\$0.00	\$0.00	\$0.00	\$0.00	\$0.00	\$0.00	\$0.00	\$0.00	\$0.00	\$2,685,678.80
615301 23FD0FM01001 Pavimentación Hidraulica	\$2,685,678.80	\$0.00	\$0.00	\$0.00	\$0.00	\$0.00	\$0.00	\$0.00	\$0.00	\$0.00	\$0.00	\$0.00	\$0.00	\$0.00	\$2,685,678.80
FONDO DE FOMENTO MUNICIPAL	\$13,477,114.73	\$722,455.00	\$725,733.00	\$701,338.00	\$696,184.00	\$687,152.00	\$749,777.00	\$676,426.00	\$699,703.00	\$1,128,216.80	\$657,483.00	\$721,125.00	\$1,859,460.00	\$10,025,052.80	\$3,452,061.93

FDOGP FONDO GENERAL DE PARTICIPACIONES

100000 SERVICIOS PERSONALES	\$22,942,486.00	\$1,615,937.00	\$1,649,007.00	\$1,666,614.00	\$1,627,555.00	\$1,620,131.00	\$1,796,183.00	\$1,765,315.00	\$1,679,152.00	\$1,671,704.00	\$1,611,186.00	\$1,737,024.00	\$4,502,678.00	\$22,942,486.00	\$0.00
110000 Remuneraciones al personal de carácter p	\$18,910,867.00	\$1,571,940.00	\$1,604,802.00	\$1,597,730.00	\$1,586,396.00	\$1,589,345.00	\$1,580,589.00	\$1,597,613.00	\$1,601,311.00	\$1,618,562.00	\$1,561,003.00	\$1,494,854.00	\$1,506,722.00	\$18,910,867.00	\$0.00
113000 Sueldos base al personal permanente	\$18,910,867.00	\$1,571,940.00	\$1,604,802.00	\$1,597,730.00	\$1,586,396.00	\$1,589,345.00	\$1,580,589.00	\$1,597,613.00	\$1,601,311.00	\$1,618,562.00	\$1,561,003.00	\$1,494,854.00	\$1,506,722.00	\$18,910,867.00	\$0.00
113001 Sueldos Base al Personal Permanente	\$18,910,867.00	\$1,571,940.00	\$1,604,802.00	\$1,597,730.00	\$1,586,396.00	\$1,589,345.00	\$1,580,589.00	\$1,597,613.00	\$1,601,311.00	\$1,618,562.00	\$1,561,003.00	\$1,494,854.00	\$1,506,722.00	\$18,910,867.00	\$0.00
130000 Remuneraciones adicionales y especiales	\$3,968,794.00	\$39,097.00	\$39,305.00	\$63,984.00	\$35,909.00	\$25,536.00	\$210,344.00	\$162,452.00	\$72,591.00	\$47,892.00	\$44,758.00	\$236,570.00	\$2,990,356.00	\$3,968,794.00	\$0.00
131000 Primas por años de servicios efectivos pres	\$23,335.00	\$1,820.00	\$1,820.00	\$1,820.00	\$1,950.00	\$1,950.00	\$1,950.00	\$1,950.00	\$1,950.00	\$1,950.00	\$2,015.00	\$2,080.00	\$2,080.00	\$23,335.00	\$0.00
131001 Prima Quinquenal	\$23,335.00	\$1,820.00	\$1,820.00	\$1,820.00	\$1,950.00	\$1,950.00	\$1,950.00	\$1,950.00	\$1,950.00	\$1,950.00	\$2,015.00	\$2,080.00	\$2,080.00	\$23,335.00	\$0.00
132000 Primas de vacaciones, dominical y gratifica	\$3,179,541.00	\$0.00	\$0.00	\$0.00	\$0.00	\$0.00	\$172,561.00	\$0.00	\$0.00	\$0.00	\$0.00	\$0.00	\$146,546.00	\$3,179,541.00	\$0.00
132001 Prima de Vacaciones y Dominical	\$332,818.00	\$0.00	\$0.00	\$0.00	\$0.00	\$0.00	\$172,561.00	\$0.00							



Municipio de Atitlaquia HIDALGO

Análítico Mensual de Egresos Pagados por Fuente de Financiamiento al 31/dic./2023

(Cuentas con Movimientos)
(Cifras en pesos y centavos)

Fecha y | 12/ene./2024

hora de Impresión | 06:51 p. m.

Usu: ely t
Rep: rpt/AnalíticoPresupuestoEgresos_FF

Objeto del Gasto		Presupuesto Vigente	Ene	Feb	Mar	Abr	May	Jun	Jul	Ago	Sep	Oct	Nov	Dic	Total	Diferencia (Vigente - Total)
133001	Horas extras	\$765,918.00	\$37,277.00	\$37,485.00	\$62,164.00	\$33,959.00	\$23,586.00	\$35,833.00	\$160,502.00	\$70,641.00	\$45,942.00	\$42,743.00	\$87,944.00	\$127,842.00	\$765,918.00	\$0.00
150000	Otras prestaciones sociales y económica:	\$62,825.00	\$4,900.00	\$4,900.00	\$4,900.00	\$5,250.00	\$5,250.00	\$5,250.00	\$5,250.00	\$5,250.00	\$5,250.00	\$5,425.00	\$5,600.00	\$5,600.00	\$62,825.00	\$0.00
154000	Prestaciones contractuales	\$62,825.00	\$4,900.00	\$4,900.00	\$4,900.00	\$5,250.00	\$5,250.00	\$5,250.00	\$5,250.00	\$5,250.00	\$5,250.00	\$5,425.00	\$5,600.00	\$5,600.00	\$62,825.00	\$0.00
154001	Prestaciones establecidas por condiciones	\$62,825.00	\$4,900.00	\$4,900.00	\$4,900.00	\$5,250.00	\$5,250.00	\$5,250.00	\$5,250.00	\$5,250.00	\$5,250.00	\$5,425.00	\$5,600.00	\$5,600.00	\$62,825.00	\$0.00
200000	MATERIALES Y SUMINISTROS	\$2,100,000.00	\$0.00	\$0.00	\$0.00	\$0.00	\$0.00	\$0.00	\$0.00	\$0.00	\$0.00	\$0.00	\$2,100,000.00	\$0.00	\$2,100,000.00	\$0.00
240000	Materiales y artículos de construcción y d	\$2,100,000.00	\$0.00	\$0.00	\$0.00	\$0.00	\$0.00	\$0.00	\$0.00	\$0.00	\$0.00	\$0.00	\$2,100,000.00	\$0.00	\$2,100,000.00	\$0.00
246000	Material eléctrico y electrónico	\$2,100,000.00	\$0.00	\$0.00	\$0.00	\$0.00	\$0.00	\$0.00	\$0.00	\$0.00	\$0.00	\$0.00	\$2,100,000.00	\$0.00	\$2,100,000.00	\$0.00
246001	Material Eléctrico	\$2,100,000.00	\$0.00	\$0.00	\$0.00	\$0.00	\$0.00	\$0.00	\$0.00	\$0.00	\$0.00	\$0.00	\$2,100,000.00	\$0.00	\$2,100,000.00	\$0.00
300000	SERVICIOS GENERALES	\$3,618,335.04	\$0.00	\$115,290.00	\$114,367.00	\$113,753.00	\$119,789.00	\$113,452.00	\$1,041,214.54	\$394,827.12	\$118,215.00	\$291,379.62	\$411,391.45	\$427,433.31	\$3,261,112.04	\$357,223.00
350000	Servicios de instalación, reparación, mant	\$1,948,459.04	\$0.00	\$0.00	\$0.00	\$0.00	\$0.00	\$0.00	\$917,565.54	\$245,230.12	\$0.00	\$174,321.62	\$303,044.45	\$308,297.31	\$1,948,459.04	\$0.00
355000	Reparación y mantenimiento de equipo de t	\$88,206.40	\$0.00	\$0.00	\$0.00	\$0.00	\$0.00	\$0.00	\$0.00	\$78,184.00	\$0.00	\$0.00	\$10,022.40	\$0.00	\$88,206.40	\$0.00
355001	Mantenimiento de Vehículos	\$88,206.40	\$0.00	\$0.00	\$0.00	\$0.00	\$0.00	\$0.00	\$0.00	\$78,184.00	\$0.00	\$0.00	\$10,022.40	\$0.00	\$88,206.40	\$0.00
358000	Servicios de limpieza y manejo de desecho:	\$1,860,252.64	\$0.00	\$0.00	\$0.00	\$0.00	\$0.00	\$0.00	\$917,565.54	\$167,046.12	\$0.00	\$174,321.62	\$293,022.05	\$308,297.31	\$1,860,252.64	\$0.00
358002	Servicio de disposición de residuos solidos	\$1,860,252.64	\$0.00	\$0.00	\$0.00	\$0.00	\$0.00	\$0.00	\$917,565.54	\$167,046.12	\$0.00	\$174,321.62	\$293,022.05	\$308,297.31	\$1,860,252.64	\$0.00
390000	Otros servicios generales	\$1,669,876.00	\$0.00	\$115,290.00	\$114,367.00	\$113,753.00	\$119,789.00	\$113,452.00	\$123,649.00	\$149,597.00	\$118,215.00	\$117,058.00	\$108,347.00	\$119,136.00	\$1,312,653.00	\$357,223.00
398000	Impuesto sobre nóminas y otros que se den	\$1,669,876.00	\$0.00	\$115,290.00	\$114,367.00	\$113,753.00	\$119,789.00	\$113,452.00	\$123,649.00	\$149,597.00	\$118,215.00	\$117,058.00	\$108,347.00	\$119,136.00	\$1,312,653.00	\$357,223.00
398001	Impuesto sobre nóminas y otros que se den	\$1,669,876.00	\$0.00	\$115,290.00	\$114,367.00	\$113,753.00	\$119,789.00	\$113,452.00	\$123,649.00	\$149,597.00	\$118,215.00	\$117,058.00	\$108,347.00	\$119,136.00	\$1,312,653.00	\$357,223.00
400000	TRANSFERENCIAS, ASIGNACIONES	\$1,046,204.74	\$60,276.00	\$51,596.00	\$69,576.00	\$202,742.00	\$69,646.00	\$69,646.00	\$68,716.00	\$69,026.00	\$69,026.00	\$69,026.00	\$130,216.47	\$116,712.27	\$1,046,204.74	\$0.00
440000	Ayudas sociales	\$526,500.74	\$33,562.00	\$24,882.00	\$42,862.00	\$34,492.00	\$35,732.00	\$35,732.00	\$34,802.00	\$35,112.00	\$35,112.00	\$35,112.00	\$96,302.47	\$82,798.27	\$526,500.74	\$0.00
445000	Ayudas sociales a instituciones sin fines de	\$526,500.74	\$33,562.00	\$24,882.00	\$42,862.00	\$34,492.00	\$35,732.00	\$35,732.00	\$34,802.00	\$35,112.00	\$35,112.00	\$35,112.00	\$96,302.47	\$82,798.27	\$526,500.74	\$0.00
445003	Desc. cuotas Estatales p/Ayuda a Inst. sin f	\$526,500.74	\$33,562.00	\$24,882.00	\$42,862.00	\$34,492.00	\$35,732.00	\$35,732.00	\$34,802.00	\$35,112.00	\$35,112.00	\$35,112.00	\$96,302.47	\$82,798.27	\$526,500.74	\$0.00
450000	Pensiones y jubilaciones	\$519,704.00	\$26,714.00	\$26,714.00	\$26,714.00	\$168,250.00	\$33,914.00	\$33,914.00	\$33,914.00	\$33,914.00	\$33,914.00	\$33,914.00	\$33,914.00	\$33,914.00	\$519,704.00	\$0.00
451000	Pensiones	\$519,704.00	\$26,714.00	\$26,714.00	\$26,714.00	\$168,250.00	\$33,914.00	\$33,914.00	\$33,914.00	\$33,914.00	\$33,914.00	\$33,914.00	\$33,914.00	\$33,914.00	\$519,704.00	\$0.00
451001	Pensiones Y Jubilados	\$519,704.00	\$26,714.00	\$26,714.00	\$26,714.00	\$168,250.00	\$33,914.00	\$33,914.00	\$33,914.00	\$33,914.00	\$33,914.00	\$33,914.00	\$33,914.00	\$33,914.00	\$519,704.00	\$0.00
600000	INVERSION PUBLICA	\$11,333,466.72	\$0.00	\$0.00	\$0.00	\$0.00	\$0.00	\$0.00	\$877,183.97	\$0.00	\$0.00	\$0.00	\$464,031.08	\$543,632.93	\$1,884,847.98	\$9,448,618.74
610000	Obra pública en bienes de dominio públic	\$11,333,466.72	\$0.00	\$0.00	\$0.00	\$0.00	\$0.00	\$0.00	\$877,183.97	\$0.00	\$0.00	\$0.00	\$464,031.08	\$543,632.93	\$1,884,847.98	\$9,448,618.74
615000	Construcción de vías de comunicación	\$11,333,466.72	\$0.00	\$0.00	\$0.00	\$0.00	\$0.00	\$0.00	\$877,183.97	\$0.00	\$0.00	\$0.00	\$464,031.08	\$543,632.93	\$1,884,847.98	\$9,448,618.74
615201	23FDGP010001 Pavimentación Asfáltica	\$1,341,215.05	\$0.00	\$0.00	\$0.00	\$0.00	\$0.00	\$0.00	\$877,183.97	\$0.00	\$0.00	\$0.00	\$464,031.08	\$0.00	\$1,341,215.05	\$0.00
615202	23FGP010002 Pavimentación Asfáltica en C	\$190,117.42	\$0.00	\$0.00	\$0.00	\$0.00	\$0.00	\$0.00	\$0.00	\$0.00	\$0.00	\$0.00	\$0.00	\$190,117.42	\$0.00	
615203	23FGP010003 Pavimentación Asfáltica en C	\$925,669.57	\$0.00	\$0.00	\$0.00	\$0.00	\$0.00	\$0.00	\$0.00	\$0.00	\$0.00	\$0.00	\$0.00	\$0.00	\$925,669.57	
615204	23FGP010004 Pavimentación Asfáltica C. L	\$353,515.51	\$0.00	\$0.00	\$0.00	\$0.00	\$0.00	\$0.00	\$0.00	\$0.00	\$0.00	\$0.00	\$0.00	\$353,515.51	\$0.00	
615205	23FGP010005 Repavimentación de C. Libr	\$6,148,831.54	\$0.00	\$0.00	\$0.00	\$0.00	\$0.00	\$0.00	\$0.00	\$0.00	\$0.00	\$0.00	\$0.00	\$0.00	\$6,148,831.54	
615206	23FGP010006 Pavimentación Asfáltica Av.	\$1,956,241.93	\$0.00	\$0.00	\$0.00	\$0.00	\$0.00	\$0.00	\$0.00	\$0.00	\$0.00	\$0.00	\$0.00	\$0.00	\$1,956,241.93	
615207	23FGP010007 Pavimentación Asfáltica de C															



Usr: ely t
Rep: rptAnaliticoPresupuestoEgresos_FF


Municipio de Atitalaquia HIDALGO

Análítico Mensual de Egresos Pagados por Fuente de Financiamiento al 31/dic./2023

(Cuentas con Movimientos)
(Cifras en pesos y centavos)

Fecha y hora de Impresión | 12/ene./2024
06:51 p. m.

Objeto del Gasto		Presupuesto Vigente	Ene	Feb	Mar	Abr	May	Jun	Jul	Ago	Sep	Oct	Nov	Dic	Total	Diferencia (Vigente - Total)
241000	Productos minerales no metálicos	\$291,935.74	\$0.00	\$0.00	\$0.00	\$0.00	\$0.00	\$0.00	\$0.00	\$0.00	\$0.00	\$0.00	\$0.00	\$0.00	\$0.00	\$291,935.74
241001	Productos minerales no metálicos	\$291,935.74	\$0.00	\$0.00	\$0.00	\$0.00	\$0.00	\$0.00	\$0.00	\$0.00	\$0.00	\$0.00	\$0.00	\$0.00	\$0.00	\$291,935.74
260000	Combustibles, lubricantes y aditivos	\$2,468,095.53	\$0.00	\$0.00	\$0.00	\$0.00	\$0.00	\$0.00	\$0.00	\$8,791.53	\$77,543.68	\$2,046,228.99	\$93,782.77	\$241,748.56	\$2,468,095.53	\$0.00
261000	Combustibles, lubricantes y aditivos	\$2,468,095.53	\$0.00	\$0.00	\$0.00	\$0.00	\$0.00	\$0.00	\$0.00	\$8,791.53	\$77,543.68	\$2,046,228.99	\$93,782.77	\$241,748.56	\$2,468,095.53	\$0.00
261001	Combustibles y Lubricantes para vehiculos,	\$2,460,559.53	\$0.00	\$0.00	\$0.00	\$0.00	\$0.00	\$0.00	\$0.00	\$8,791.53	\$77,543.68	\$2,046,228.99	\$89,606.77	\$238,388.56	\$2,460,559.53	\$0.00
261002	Lubricantes, refrigerantes y aditivos para ve	\$7,536.00	\$0.00	\$0.00	\$0.00	\$0.00	\$0.00	\$0.00	\$0.00	\$0.00	\$0.00	\$0.00	\$4,176.00	\$3,360.00	\$7,536.00	\$0.00
600000	INVERSION PUBLICA	\$1,074,018.56	\$0.00	\$0.00	\$0.00	\$0.00	\$0.00	\$0.00	\$0.00	\$0.00	\$0.00	\$0.00	\$0.00	\$0.00	\$0.00	\$1,074,018.56
610000	Obra pública en bienes de dominio públic	\$1,074,018.56	\$0.00	\$0.00	\$0.00	\$0.00	\$0.00	\$0.00	\$0.00	\$0.00	\$0.00	\$0.00	\$0.00	\$0.00	\$0.00	\$1,074,018.56
614000	División de terrenos y construcción de obra:	\$391,834.62	\$0.00	\$0.00	\$0.00	\$0.00	\$0.00	\$0.00	\$0.00	\$0.00	\$0.00	\$0.00	\$0.00	\$0.00	\$0.00	\$391,834.62
614801	23FEIEF010001 Rehabilitación de Techuml	\$391,834.62	\$0.00	\$0.00	\$0.00	\$0.00	\$0.00	\$0.00	\$0.00	\$0.00	\$0.00	\$0.00	\$0.00	\$0.00	\$0.00	\$391,834.62
615000	Construcción de vías de comunicación	\$682,183.94	\$0.00	\$0.00	\$0.00	\$0.00	\$0.00	\$0.00	\$0.00	\$0.00	\$0.00	\$0.00	\$0.00	\$0.00	\$0.00	\$682,183.94
615802	23FEIEF010002 Pavimentación Asfáltica e	\$682,183.94	\$0.00	\$0.00	\$0.00	\$0.00	\$0.00	\$0.00	\$0.00	\$0.00	\$0.00	\$0.00	\$0.00	\$0.00	\$0.00	\$682,183.94
FONDO DE ESTABILIZACION DE INGR		\$3,834,049.83	\$0.00	\$0.00	\$0.00	\$0.00	\$0.00	\$0.00	\$0.00	\$8,791.53	\$77,543.68	\$2,046,228.99	\$93,782.77	\$241,748.56	\$2,468,095.53	\$1,365,954.30
FOCOM FONDO DE COMPENSACIÓN MUNICIPAL																
200000	MATERIALES Y SUMINISTROS	\$1,050,887.77	\$0.00	\$0.00	\$0.00	\$0.00	\$0.00	\$0.00	\$46,897.95	\$184,292.96	\$381,703.13	\$101,866.37	\$236,629.90	\$99,497.46	\$1,050,887.77	\$0.00
260000	Combustibles, lubricantes y aditivos	\$1,050,887.77	\$0.00	\$0.00	\$0.00	\$0.00	\$0.00	\$0.00	\$46,897.95	\$184,292.96	\$381,703.13	\$101,866.37	\$236,629.90	\$99,497.46	\$1,050,887.77	\$0.00
261000	Combustibles, lubricantes y aditivos	\$1,050,887.77	\$0.00	\$0.00	\$0.00	\$0.00	\$0.00	\$0.00	\$46,897.95	\$184,292.96	\$381,703.13	\$101,866.37	\$236,629.90	\$99,497.46	\$1,050,887.77	\$0.00
261001	Combustibles y Lubricantes para vehiculos,	\$1,050,887.77	\$0.00	\$0.00	\$0.00	\$0.00	\$0.00	\$0.00	\$46,897.95	\$184,292.96	\$381,703.13	\$101,866.37	\$236,629.90	\$99,497.46	\$1,050,887.77	\$0.00
FONDO DE COMPENSACIÓN MUNICIP		\$1,050,887.77	\$0.00	\$0.00	\$0.00	\$0.00	\$0.00	\$0.00	\$46,897.95	\$184,292.96	\$381,703.13	\$101,866.37	\$236,629.90	\$99,497.46	\$1,050,887.77	\$0.00
FOFYR FONDO DE FISCALIZACIÓN Y RECAUDACIÓN																
100000	SERVICIOS PERSONALES	\$1,201,519.30	\$66,837.00	\$284,096.00	\$212,475.30	\$57,652.00	\$58,748.00	\$64,543.00	\$60,930.00	\$57,652.00	\$60,568.00	\$58,200.00	\$63,855.00	\$155,963.00	\$1,201,519.30	\$0.00
110000	Remuneraciones al personal de carácter p	\$701,140.00	\$58,748.00	\$58,748.00	\$58,200.00	\$57,652.00	\$58,748.00	\$58,748.00	\$58,200.00	\$57,652.00	\$58,748.00	\$58,200.00	\$58,748.00	\$58,748.00	\$701,140.00	\$0.00
113000	Sueldos base al personal permanente	\$701,140.00	\$58,748.00	\$58,748.00	\$58,200.00	\$57,652.00	\$58,748.00	\$58,748.00	\$58,200.00	\$57,652.00	\$58,748.00	\$58,200.00	\$58,748.00	\$58,748.00	\$701,140.00	\$0.00
113001	Sueldos Base al Personal Permanente	\$701,140.00	\$58,748.00	\$58,748.00	\$58,200.00	\$57,652.00	\$58,748.00	\$58,200.00	\$57,652.00	\$58,748.00	\$58,200.00	\$58,748.00	\$58,748.00	\$58,748.00	\$701,140.00	\$0.00
130000	Remuneraciones adicionales y especiales	\$124,285.00	\$8,089.00	\$1,670.00	\$1,859.00	\$0.00	\$0.00	\$5,795.00	\$2,730.00	\$0.00	\$1,820.00	\$0.00	\$5,107.00	\$97,215.00	\$124,285.00	\$0.00
132000	Primas de vacaciones, dominical y gratifica	\$108,117.00	\$0.00	\$0.00	\$0.00	\$0.00	\$0.00	\$5,795.00	\$0.00	\$0.00	\$0.00	\$0.00	\$5,107.00	\$97,215.00	\$108,117.00	\$0.00
132001	Prima de Vacaciones y Dominical	\$10,902.00	\$0.00	\$0.00	\$0.00	\$0.00	\$0.00	\$5,795.00	\$0.00	\$0.00	\$0.00	\$0.00	\$5,107.00	\$0.00	\$10,902.00	\$0.00
132002	Gratificación Anual	\$97,215.00	\$0.00	\$0.00	\$0.00	\$0.00	\$0.00	\$0.00	\$0.00	\$0.00	\$0.00	\$0.00	\$0.00	\$97,215.00	\$97,215.00	\$0.00
133000	Horas extraordinarias	\$16,168.00	\$8,089.00	\$1,670.00	\$1,859.00	\$0.00	\$0.00	\$0.00	\$2,730.00	\$0.00	\$1,820.00	\$0.00	\$0.00	\$0.00	\$16,168.00	\$0.00
133001	Horas extras	\$16,168.00	\$8,089.00	\$1,670.00	\$1,859.00	\$0.00	\$0.00	\$0.00	\$2,730.00	\$0.00	\$1,820.00	\$0.00	\$0.00	\$0.00	\$16,168.00	\$0.00
140000	Seguridad Social	\$376,094.30	\$0.00	\$223,678.00	\$152,416.30	\$0.00	\$0.00	\$0.00	\$0.00	\$0.00	\$0.00	\$0.00	\$0.00	\$0.00	\$376,094.30	\$0.00
144000	Aportaciones para seguros	\$376,094.30	\$0.00	\$223,678.00	\$152,416.30	\$0.00	\$0.00	\$0.00	\$0.00	\$0.00	\$0.00	\$0.00	\$0.00	\$0.00	\$376,094.30	\$0.00
144001	Cuotas al Seguro de Vida Personal	\$376,094.30	\$0.00	\$223,678.00	\$152,416.30	\$0.00	\$0.00	\$0.00	\$0.00	\$0.00	\$0.00	\$0.00	\$0.00	\$0.00	\$376,094.30	\$0.00
200000	MATERIALES Y SUMINISTROS	\$1,246,908.08	\$0.00	\$0.00	\$0.00	\$0.00	\$13,389.30	\$216,402.60	\$168,964.27	\$37,821.36	\$94,972.11	\$20,157.60	\$45,960.80	\$649,240.04	\$1,246,908.08	\$0.00
260000	Combustibles, lubricantes y aditivos	\$1,246,908.08	\$0.00	\$0.00	\$0.00	\$0.00	\$13,389.30	\$216,402.60	\$168,964.27	\$37,821.36	\$94,972.11	\$20,157.60	\$45,960.80	\$649,240.04	\$1,246,908.08	\$0.00
261000	Combustibles, lubricantes y aditivos	\$1,246,908.08	\$0.00	\$0.00	\$0.00	\$0.00	\$13,389.30	\$216,402.60	\$168,964.27	\$37,821.36	\$94,972.11	\$20,157.60	\$45,960.80	\$649,240.04	\$1,246,908.08	\$0.00





Municipio de Atitalaquia
HIDALGO

Análítico Mensual de Egresos Pagados por Fuente de Financiamiento al 31/dic./2023

(Cuentas con Movimientos)
(Cifras en pesos y centavos)

Usr: ely t
Rep: rptAnalíticoPresupuestoEgresos_FF

Fecha y 12/ene./2024
hora de Impresión 06:51 p. m.

Objeto del Gasto		Presupuesto Vigente	Ene	Feb	Mar	Abr	May	Jun	Jul	Ago	Sep	Oct	Nov	Dic	Total	Diferencia (Vigente - Total)
261001	Combustibles y Lubricantes para vehículos,	\$1,246,908.08	\$0.00	\$0.00	\$0.00	\$0.00	\$13,389.30	\$216,402.60	\$168,964.27	\$37,821.36	\$94,972.11	\$20,157.60	\$45,960.80	\$649,240.04	\$1,246,908.08	\$0.00
FONDO DE FISCALIZACIÓN Y RECAU		\$2,448,427.38	\$66,837.00	\$284,096.00	\$212,475.30	\$57,652.00	\$72,137.30	\$280,945.60	\$229,894.27	\$95,473.36	\$155,540.11	\$78,357.60	\$109,815.80	\$805,203.04	\$2,448,427.38	\$0.00
IESPS FONDO DEL IMPUESTO ESPECIAL SOBRE PRODUCCIÓN Y SERVICIOS (TABACO)																
200000	MATERIALES Y SUMINISTROS	\$772,909.76	\$0.00	\$31,321.87	\$103,992.76	\$39,718.33	\$69,225.88	\$86,926.39	\$59,808.49	\$60,885.30	\$76,939.02	\$45,212.14	\$78,273.85	\$120,605.73	\$772,909.76	\$0.00
260000	Combustibles, lubricantes y aditivos	\$772,909.76	\$0.00	\$31,321.87	\$103,992.76	\$39,718.33	\$69,225.88	\$86,926.39	\$59,808.49	\$60,885.30	\$76,939.02	\$45,212.14	\$78,273.85	\$120,605.73	\$772,909.76	\$0.00
261000	Combustibles, lubricantes y aditivos	\$772,909.76	\$0.00	\$31,321.87	\$103,992.76	\$39,718.33	\$69,225.88	\$86,926.39	\$59,808.49	\$60,885.30	\$76,939.02	\$45,212.14	\$78,273.85	\$120,605.73	\$772,909.76	\$0.00
261001	Combustibles y Lubricantes para vehículos,	\$763,099.76	\$0.00	\$31,321.87	\$103,992.76	\$39,718.33	\$69,225.88	\$83,366.39	\$59,808.49	\$60,885.30	\$76,939.02	\$45,212.14	\$72,023.85	\$120,605.73	\$763,099.76	\$0.00
261002	Lubricantes, refrigerantes y aditivos para ve	\$9,810.00	\$0.00	\$0.00	\$0.00	\$0.00	\$0.00	\$3,560.00	\$0.00	\$0.00	\$0.00	\$0.00	\$6,250.00	\$0.00	\$9,810.00	\$0.00
FONDO DEL IMPUESTO ESPECIAL SO		\$772,909.76	\$0.00	\$31,321.87	\$103,992.76	\$39,718.33	\$69,225.88	\$86,926.39	\$59,808.49	\$60,885.30	\$76,939.02	\$45,212.14	\$78,273.85	\$120,605.73	\$772,909.76	\$0.00
IMSAN FONDO DEL IMPUESTO SOBRE AUTOMOVILES NUEVOS																
200000	MATERIALES Y SUMINISTROS	\$357,773.05	\$0.00	\$3,120.00	\$24,285.00	\$11,840.00	\$0.00	\$23,578.24	\$7,719.00	\$27,420.00	\$72,404.00	\$0.00	\$7,819.00	\$179,587.81	\$357,773.05	\$0.00
290000	Herramientas, refacciones y accesorios m	\$357,773.05	\$0.00	\$3,120.00	\$24,285.00	\$11,840.00	\$0.00	\$23,578.24	\$7,719.00	\$27,420.00	\$72,404.00	\$0.00	\$7,819.00	\$179,587.81	\$357,773.05	\$0.00
296000	Refacciones y accesorios menores de equi	\$29,966.28	\$0.00	\$0.00	\$0.00	\$0.00	\$0.00	\$0.00	\$0.00	\$0.00	\$0.00	\$0.00	\$0.00	\$29,966.28	\$29,966.28	\$0.00
296001	Refacciones equipo transporte	\$29,966.28	\$0.00	\$0.00	\$0.00	\$0.00	\$0.00	\$0.00	\$0.00	\$0.00	\$0.00	\$0.00	\$0.00	\$29,966.28	\$29,966.28	\$0.00
298000	Refacciones y accesorios menores de maq	\$327,806.77	\$0.00	\$3,120.00	\$24,285.00	\$11,840.00	\$0.00	\$23,578.24	\$7,719.00	\$27,420.00	\$72,404.00	\$0.00	\$7,819.00	\$149,621.53	\$327,806.77	\$0.00
298001	Refacciones de maquinaria y otros equipos	\$327,806.77	\$0.00	\$3,120.00	\$24,285.00	\$11,840.00	\$0.00	\$23,578.24	\$7,719.00	\$27,420.00	\$72,404.00	\$0.00	\$7,819.00	\$149,621.53	\$327,806.77	\$0.00
300000	SERVICIOS GENERALES	\$178,724.63	\$0.00	\$7,540.00	\$19,348.80	\$0.00	\$43,157.20	\$11,901.60	\$0.00	\$0.00	\$6,960.00	\$0.00	\$8,630.40	\$81,186.63	\$178,724.63	\$0.00
350000	Servicios de instalación, reparación, mant	\$178,724.63	\$0.00	\$7,540.00	\$19,348.80	\$0.00	\$43,157.20	\$11,901.60	\$0.00	\$0.00	\$6,960.00	\$0.00	\$8,630.40	\$81,186.63	\$178,724.63	\$0.00
357000	Instalación, reparación y mantenimiento de	\$178,724.63	\$0.00	\$7,540.00	\$19,348.80	\$0.00	\$43,157.20	\$11,901.60	\$0.00	\$0.00	\$6,960.00	\$0.00	\$8,630.40	\$81,186.63	\$178,724.63	\$0.00
357001	Mantenimiento de Maquinaria y Equipo	\$178,724.63	\$0.00	\$7,540.00	\$19,348.80	\$0.00	\$43,157.20	\$11,901.60	\$0.00	\$0.00	\$6,960.00	\$0.00	\$8,630.40	\$81,186.63	\$178,724.63	\$0.00
FONDO DEL IMPUESTO SOBRE AUTO		\$536,497.68	\$0.00	\$10,660.00	\$43,633.80	\$11,840.00	\$43,157.20	\$35,479.84	\$7,719.00	\$27,420.00	\$79,364.00	\$0.00	\$16,449.40	\$260,774.44	\$536,497.68	\$0.00
ISR ENAJENACIÓN DE BIENES																
200000	MATERIALES Y SUMINISTROS	\$101,493.54	\$0.00	\$0.00	\$0.00	\$0.00	\$0.00	\$0.00	\$0.00	\$0.00	\$0.00	\$0.00	\$0.00	\$101,493.54	\$101,493.54	\$0.00
210000	Materiales de administración, emisión de	\$101,493.54	\$0.00	\$0.00	\$0.00	\$0.00	\$0.00	\$0.00	\$0.00	\$0.00	\$0.00	\$0.00	\$0.00	\$101,493.54	\$101,493.54	\$0.00
211000	Materiales, útiles y equipos menores de ofi	\$28,626.95	\$0.00	\$0.00	\$0.00	\$0.00	\$0.00	\$0.00	\$0.00	\$0.00	\$0.00	\$0.00	\$0.00	\$28,626.95	\$28,626.95	\$0.00
211001	Material de Oficina	\$28,626.95	\$0.00	\$0.00	\$0.00	\$0.00	\$0.00	\$0.00	\$0.00	\$0.00	\$0.00	\$0.00	\$0.00	\$28,626.95	\$28,626.95	\$0.00
214000	Materiales, útiles y equipos menores de tec	\$24,472.29	\$0.00	\$0.00	\$0.00	\$0.00	\$0.00	\$0.00	\$0.00	\$0.00	\$0.00	\$0.00	\$0.00	\$24,472.29	\$24,472.29	\$0.00
214001	Material para Bienes Informáticos	\$24,472.29	\$0.00	\$0.00	\$0.00	\$0.00	\$0.00	\$0.00	\$0.00	\$0.00	\$0.00	\$0.00	\$0.00	\$24,472.29	\$24,472.29	\$0.00
216000	Material de limpieza	\$48,394.30	\$0.00	\$0.00	\$0.00	\$0.00	\$0.00	\$0.00	\$0.00	\$0.00	\$0.00	\$0.00	\$0.00	\$48,394.30	\$48,394.30	\$0.00
216001	Material de Limpieza	\$48,394.30	\$0.00	\$0.00	\$0.00	\$0.00	\$0.00	\$0.00	\$0.00	\$0.00	\$0.00	\$0.00	\$0.00	\$48,394.30	\$48,394.30	\$0.00
ISR ENAJENACIÓN DE BIENES		\$101,493.54	\$0.00	\$0.00	\$0.00	\$0.00	\$0.00	\$0.00	\$0.00	\$0.00	\$0.00	\$0.00	\$0.00	\$101,493.54	\$101,493.54	\$0.00

ISR TA FONDO DEL IMPUESTO SOBRE LA RENTA





**Municipio de Atitalaquia
HIDALGO**
Análítico Mensual de Egresos Pagados por Fuente de Financiamiento al 31/dic./2023
(Cuentas con Movimientos)
(Cifras en pesos y centavos)

Usu: ely t
Rep: rptAnalíticoPresupuestoEgresos_FF

Fecha y | 12/ene./2024
hora de Impresión | 06:51 p. m.

Objeto del Gasto	Presupuesto Vigente	Ene	Feb	Mar	Abr	May	Jun	Jul	Ago	Sep	Oct	Nov	Dic	Total	Diferencia (Vigente - Total)
100000 SERVICIOS PERSONALES	\$680,300.00	\$0.00	\$0.00	\$0.00	\$0.00	\$0.00	\$0.00	\$0.00	\$0.00	\$0.00	\$0.00	\$0.00	\$0.00	\$0.00	\$680,300.00
150000 Otras prestaciones sociales y económicas	\$680,300.00	\$0.00	\$0.00	\$0.00	\$0.00	\$0.00	\$0.00	\$0.00	\$0.00	\$0.00	\$0.00	\$0.00	\$0.00	\$0.00	\$680,300.00
152000 Indemnizaciones	\$680,300.00	\$0.00	\$0.00	\$0.00	\$0.00	\$0.00	\$0.00	\$0.00	\$0.00	\$0.00	\$0.00	\$0.00	\$0.00	\$0.00	\$680,300.00
152001 Indemnizaciones	\$680,300.00	\$0.00	\$0.00	\$0.00	\$0.00	\$0.00	\$0.00	\$0.00	\$0.00	\$0.00	\$0.00	\$0.00	\$0.00	\$0.00	\$680,300.00
200000 MATERIALES Y SUMINISTROS	\$2,537,329.17	\$0.00	\$117,202.51	\$234,225.57	\$249,411.45	\$434,932.83	\$418,880.83	\$0.00	\$456,761.24	\$212,541.99	\$0.00	\$0.00	\$114,751.86	\$2,238,708.28	\$298,620.89
210000 Materiales de administración, emisión de	\$1,786,625.35	\$0.00	\$101,563.31	\$159,769.39	\$176,336.59	\$352,223.93	\$265,890.34	\$0.00	\$322,054.34	\$202,510.31	\$0.00	\$0.00	\$114,751.86	\$1,695,100.07	\$91,525.28
211000 Materiales, útiles y equipos menores de ofic	\$842,201.96	\$0.00	\$56,138.53	\$70,175.65	\$69,897.14	\$183,977.34	\$184,348.46	\$0.00	\$143,988.38	\$66,594.83	\$0.00	\$0.00	\$67,081.63	\$842,201.96	\$0.00
211001 Material de Oficina	\$842,201.96	\$0.00	\$56,138.53	\$70,175.65	\$69,897.14	\$183,977.34	\$184,348.46	\$0.00	\$143,988.38	\$66,594.83	\$0.00	\$0.00	\$67,081.63	\$842,201.96	\$0.00
214000 Materiales, útiles y equipos menores de tec	\$474,586.96	\$0.00	\$7,229.76	\$28,692.82	\$75,409.83	\$69,863.87	\$81,541.88	\$0.00	\$88,672.06	\$50,067.62	\$0.00	\$0.00	\$37,813.84	\$439,291.68	\$35,295.28
214001 Material para Bienes Informáticos	\$474,586.96	\$0.00	\$7,229.76	\$28,692.82	\$75,409.83	\$69,863.87	\$81,541.88	\$0.00	\$88,672.06	\$50,067.62	\$0.00	\$0.00	\$37,813.84	\$439,291.68	\$35,295.28
216000 Material de limpieza	\$469,836.43	\$0.00	\$38,195.02	\$60,900.92	\$31,029.62	\$98,382.72	\$0.00	\$0.00	\$89,393.90	\$85,847.86	\$0.00	\$0.00	\$9,856.39	\$413,606.43	\$56,230.00
216001 Material de Limpieza	\$469,836.43	\$0.00	\$38,195.02	\$60,900.92	\$31,029.62	\$98,382.72	\$0.00	\$0.00	\$89,393.90	\$85,847.86	\$0.00	\$0.00	\$9,856.39	\$413,606.43	\$56,230.00
240000 Materiales y artículos de construcción y d	\$750,703.82	\$0.00	\$15,639.20	\$74,456.18	\$73,074.86	\$82,708.90	\$152,990.49	\$0.00	\$134,706.90	\$10,031.68	\$0.00	\$0.00	\$0.00	\$543,608.21	\$207,095.61
241000 Productos minerales no metálicos	\$141,200.00	\$0.00	\$0.00	\$0.00	\$0.00	\$0.00	\$0.00	\$0.00	\$0.00	\$0.00	\$0.00	\$0.00	\$0.00	\$0.00	\$141,200.00
241001 Productos minerales no metálicos	\$141,200.00	\$0.00	\$0.00	\$0.00	\$0.00	\$0.00	\$0.00	\$0.00	\$0.00	\$0.00	\$0.00	\$0.00	\$0.00	\$0.00	\$141,200.00
246000 Material eléctrico y electrónico	\$609,503.82	\$0.00	\$15,639.20	\$74,456.18	\$73,074.86	\$82,708.90	\$152,990.49	\$0.00	\$134,706.90	\$10,031.68	\$0.00	\$0.00	\$0.00	\$543,608.21	\$65,895.61
246001 Material Eléctrico	\$609,503.82	\$0.00	\$15,639.20	\$74,456.18	\$73,074.86	\$82,708.90	\$152,990.49	\$0.00	\$134,706.90	\$10,031.68	\$0.00	\$0.00	\$0.00	\$543,608.21	\$65,895.61
500000 BIENES MUEBLES, INMUEBLES E IN	\$745,000.00	\$0.00	\$0.00	\$0.00	\$0.00	\$0.00	\$0.00	\$0.00	\$745,000.00	\$0.00	\$0.00	\$0.00	\$0.00	\$745,000.00	\$0.00
540000 Vehículos y equipo de transporte	\$745,000.00	\$0.00	\$0.00	\$0.00	\$0.00	\$0.00	\$0.00	\$0.00	\$745,000.00	\$0.00	\$0.00	\$0.00	\$0.00	\$745,000.00	\$0.00
541000 Vehículos y equipo terrestre	\$745,000.00	\$0.00	\$0.00	\$0.00	\$0.00	\$0.00	\$0.00	\$0.00	\$745,000.00	\$0.00	\$0.00	\$0.00	\$0.00	\$745,000.00	\$0.00
541001 Vehículos y Equipo Terrestre	\$745,000.00	\$0.00	\$0.00	\$0.00	\$0.00	\$0.00	\$0.00	\$0.00	\$745,000.00	\$0.00	\$0.00	\$0.00	\$0.00	\$745,000.00	\$0.00
600000 INVERSION PUBLICA	\$1,307,176.15	\$0.00	\$0.00	\$0.00	\$0.00	\$0.00	\$0.00	\$0.00	\$0.00	\$0.00	\$0.00	\$0.00	\$0.00	\$0.00	\$1,307,176.15
610000 Obra pública en bienes de dominio públic	\$1,307,176.15	\$0.00	\$0.00	\$0.00	\$0.00	\$0.00	\$0.00	\$0.00	\$0.00	\$0.00	\$0.00	\$0.00	\$0.00	\$0.00	\$1,307,176.15
612000 Edificación no habitacional	\$807,176.15	\$0.00	\$0.00	\$0.00	\$0.00	\$0.00	\$0.00	\$0.00	\$0.00	\$0.00	\$0.00	\$0.00	\$0.00	\$0.00	\$807,176.15
612501 23ISRTO10001 Construcción de Bibliotece	\$807,176.15	\$0.00	\$0.00	\$0.00	\$0.00	\$0.00	\$0.00	\$0.00	\$0.00	\$0.00	\$0.00	\$0.00	\$0.00	\$0.00	\$807,176.15
614000 División de terrenos y construcción de obra:	\$500,000.00	\$0.00	\$0.00	\$0.00	\$0.00	\$0.00	\$0.00	\$0.00	\$0.00	\$0.00	\$0.00	\$0.00	\$0.00	\$0.00	\$500,000.00
614502 23ISRTO Ampliación de drenaje sanitario er	\$500,000.00	\$0.00	\$0.00	\$0.00	\$0.00	\$0.00	\$0.00	\$0.00	\$0.00	\$0.00	\$0.00	\$0.00	\$0.00	\$0.00	\$500,000.00
FONDO DEL IMPUESTO SOBRE LA RE	\$5,269,805.32	\$0.00	\$117,202.51	\$234,225.57	\$249,411.45	\$434,932.83	\$418,880.83	\$0.00	\$1,201,761.24	\$212,541.99	\$0.00	\$0.00	\$114,751.86	\$2,983,708.28	\$2,286,097.04

IVFGD FONDO DEL IMPUESTO A LA VENTA FINAL DE GASOLINA Y DIESEL															
200000 MATERIALES Y SUMINISTROS	\$1,029,764.73	\$60,632.26	\$0.00	\$94,729.50	\$0.00	\$0.00	\$6,340.00	\$67,290.51	\$74,664.36	\$173,223.16	\$53,922.74	\$166,135.82	\$332,826.38	\$1,029,764.73	\$0.00
260000 Combustibles, lubricantes y aditivos	\$1,029,031.61	\$60,632.26	\$0.00	\$94,729.50	\$0.00	\$0.00	\$6,340.00	\$67,290.51	\$74,664.36	\$173,223.16	\$53,922.74	\$165,402.70	\$332,826.38	\$1,029,031.61	\$0.00
261000 Combustibles, lubricantes y aditivos	\$1,029,031.61	\$60,632.26	\$0.00	\$94,729.50	\$0.00	\$0.00	\$6,340.00	\$67,290.51	\$74,664.36	\$173,223.16	\$53,922.74	\$165,402.70	\$332,826.38	\$1,029,031.61	\$0.00
261001 Combustibles y Lubricantes para vehículos,	\$788,474.78	\$60,632.26	\$0.00	\$94,729.50	\$0.00	\$0.00	\$0.00	\$63,460.51	\$71,104.36	\$132,140.02	\$53,922.74	\$156,785.53	\$155,699.86	\$788,474.78	\$0.00
261002 Lubricantes, refrigerantes y aditivos para ve	\$240,556.83	\$0.00	\$0.00	\$0.00	\$0.00	\$0.00	\$6,340.00	\$3,830.00	\$3,560.00	\$41,083.14	\$0.00	\$8,617.17	\$177,126.52	\$240,556.83	\$0.00
290000 Herramientas, refacciones y accesorios m	\$733.12	\$0.00	\$0.00	\$0.00	\$0.00	\$0.00	\$0.00	\$0.00	\$0.00	\$0.00	\$0.00	\$733.12	\$0.00	\$733.12	\$0.00
296000 Refacciones y accesorios menores de equi	\$733.12	\$0.00	\$0.00	\$0.00	\$0.00	\$0.00	\$0.00	\$0.00	\$0.00	\$0.00	\$0.00	\$733.12	\$0.00	\$733.12	\$0.00
296001 Refacciones equipo transporte	\$733.12	\$0.00	\$0.00	\$0.00	\$0.00	\$0.00	\$0.00	\$0.00	\$0.00	\$0.00	\$0.00	\$733.12	\$0.00	\$733.12	\$0.00
FONDO DEL IMPUESTO A LA VENTA	\$1,029,764.73	\$60,632.26	\$0.00	\$94,729.50	\$0.00	\$0.00	\$6,340.00	\$67,290.51	\$74,664.36	\$173,223.16	\$53,922.74	\$166,135.82	\$332,826.38	\$1,029,764.73	\$0.00






Municipio de Atitalaquia
HIDALGO

Analítico Mensual de Egresos Pagados por Fuente de Financiamiento al 31/dic./2023
(Cuentas con Movimientos)
(Cifras en pesos y centavos)

Usu: ely t
Rep: rptAnalíticoPresupuestoEgresos_FF

Fecha y 12/ene./2024
hora de Impresión 06:51 p. m.

Objeto del Gasto	Presupuesto Vigente	Ene	Feb	Mar	Abr	May	Jun	Jul	Ago	Sep	Oct	Nov	Dic	Total	Diferencia (Vigente - Total)	
RECPO RECURSOS PROPIOS																
100000 SERVICIOS PERSONALES	\$11,123,062.86	\$622,176.48	\$730,012.75	\$554,544.08	\$1,223,162.04	\$763,839.29	\$608,741.93	\$1,531,020.74	\$650,410.75	\$715,639.33	\$505,590.00	\$536,760.47	\$2,681,165.00	\$11,123,062.86	\$0.00	
110000 Remuneraciones al personal de carácter f	\$5,913,102.00	\$303,992.00	\$303,992.00	\$303,992.00	\$303,992.00	\$303,992.00	\$303,992.00	\$1,297,842.00	\$303,992.00	\$303,992.00	\$303,992.00	\$303,992.00	\$1,575,340.00	\$5,913,102.00	\$0.00	
111000 Dietas	\$5,913,102.00	\$303,992.00	\$303,992.00	\$303,992.00	\$303,992.00	\$303,992.00	\$303,992.00	\$1,297,842.00	\$303,992.00	\$303,992.00	\$303,992.00	\$303,992.00	\$1,575,340.00	\$5,913,102.00	\$0.00	
111001 Dietas	\$5,913,102.00	\$303,992.00	\$303,992.00	\$303,992.00	\$303,992.00	\$303,992.00	\$303,992.00	\$1,297,842.00	\$303,992.00	\$303,992.00	\$303,992.00	\$303,992.00	\$1,575,340.00	\$5,913,102.00	\$0.00	
120000 Remuneraciones al personal de carácter t	\$2,011,435.00	\$163,722.00	\$169,928.00	\$164,675.00	\$167,804.00	\$167,116.00	\$158,448.00	\$159,420.00	\$163,790.00	\$176,428.00	\$169,634.00	\$178,246.00	\$172,224.00	\$2,011,435.00	\$0.00	
122000 Sueldos base al personal eventual	\$2,011,435.00	\$163,722.00	\$169,928.00	\$164,675.00	\$167,804.00	\$167,116.00	\$158,448.00	\$159,420.00	\$163,790.00	\$176,428.00	\$169,634.00	\$178,246.00	\$172,224.00	\$2,011,435.00	\$0.00	
122001 Sueldo Base a Personal Eventual	\$2,011,435.00	\$163,722.00	\$169,928.00	\$164,675.00	\$167,804.00	\$167,116.00	\$158,448.00	\$159,420.00	\$163,790.00	\$176,428.00	\$169,634.00	\$178,246.00	\$172,224.00	\$2,011,435.00	\$0.00	
130000 Remuneraciones adicionales y especiales	\$480,385.00	\$24,794.00	\$19,478.00	\$28,299.00	\$33,945.00	\$32,632.00	\$39,258.00	\$31,443.00	\$24,794.00	\$31,689.00	\$31,964.00	\$45,722.00	\$136,367.00	\$480,385.00	\$0.00	
132000 Primas de vacaciones, dominical y gratificar	\$130,012.00	\$0.00	\$0.00	\$0.00	\$0.00	\$0.00	\$0.00	\$11,375.00	\$0.00	\$0.00	\$0.00	\$11,238.00	\$107,399.00	\$130,012.00	\$0.00	
132001 Prima de Vacaciones y Dominical	\$22,613.00	\$0.00	\$0.00	\$0.00	\$0.00	\$0.00	\$11,375.00	\$0.00	\$0.00	\$0.00	\$0.00	\$11,238.00	\$0.00	\$22,613.00	\$0.00	
132002 Gratificación Anual	\$107,399.00	\$0.00	\$0.00	\$0.00	\$0.00	\$0.00	\$0.00	\$0.00	\$0.00	\$0.00	\$0.00	\$0.00	\$107,399.00	\$107,399.00	\$0.00	
133000 Horas extraordinarias	\$56,445.00	\$0.00	\$3,539.00	\$5,276.00	\$7,380.00	\$2,583.00	\$3,089.00	\$6,649.00	\$0.00	\$6,895.00	\$7,170.00	\$9,690.00	\$4,174.00	\$56,445.00	\$0.00	
133001 Horas extras	\$56,445.00	\$0.00	\$3,539.00	\$5,276.00	\$7,380.00	\$2,583.00	\$3,089.00	\$6,649.00	\$0.00	\$6,895.00	\$7,170.00	\$9,690.00	\$4,174.00	\$56,445.00	\$0.00	
134000 Compensaciones	\$293,928.00	\$24,794.00	\$15,939.00	\$23,023.00	\$26,565.00	\$30,049.00	\$24,794.00	\$24,794.00	\$24,794.00	\$24,794.00	\$24,794.00	\$24,794.00	\$24,794.00	\$293,928.00	\$0.00	
134001 Compensaciones	\$293,928.00	\$24,794.00	\$15,939.00	\$23,023.00	\$26,565.00	\$30,049.00	\$24,794.00	\$24,794.00	\$24,794.00	\$24,794.00	\$24,794.00	\$24,794.00	\$24,794.00	\$293,928.00	\$0.00	
150000 Otras prestaciones sociales y económicas	\$1,985,628.86	\$104,868.48	\$236,614.75	\$57,578.08	\$481,595.04	\$242,019.29	\$93,807.93	\$7,649.74	\$24,794.00	\$58,449.75	\$140,799.33	\$0.00	\$8,800.47	\$553,446.00	\$1,985,628.86	\$0.00
152000 Indemnizaciones	\$1,078,550.00	\$27,927.00	\$214,311.00	\$38,601.00	\$450,000.00	\$92,777.00	\$64,442.00	\$0.00	\$45,000.00	\$119,905.00	\$0.00	\$0.00	\$25,587.00	\$1,078,550.00	\$0.00	
152001 Indemnizaciones	\$1,078,550.00	\$27,927.00	\$214,311.00	\$38,601.00	\$450,000.00	\$92,777.00	\$64,442.00	\$0.00	\$45,000.00	\$119,905.00	\$0.00	\$0.00	\$25,587.00	\$1,078,550.00	\$0.00	
159000 Otras prestaciones sociales y económicas	\$907,078.86	\$76,941.48	\$22,303.75	\$18,977.08	\$31,595.04	\$149,242.29	\$29,365.93	\$7,649.74	\$13,449.75	\$20,894.33	\$0.00	\$8,800.47	\$527,859.00	\$907,078.86	\$0.00	
159001 Medicinas y productos farmacéuticos	\$86,911.41	\$2,741.00	\$9,244.23	\$4,310.08	\$18,259.25	\$23,972.03	\$6,536.02	\$3,893.94	\$3,496.38	\$8,925.00	\$0.00	\$4,788.48	\$746.00	\$86,911.41	\$0.00	
159002 Honorarios medicos y exámenes de laborat	\$296,054.45	\$74,200.48	\$13,059.52	\$14,667.00	\$13,335.79	\$125,270.26	\$22,830.91	\$3,755.80	\$9,953.37	\$11,969.33	\$0.00	\$4,011.99	\$3,000.00	\$296,054.45	\$0.00	
159003 Otras Prestaciones	\$524,113.00	\$0.00	\$0.00	\$0.00	\$0.00	\$0.00	\$0.00	\$0.00	\$0.00	\$0.00	\$0.00	\$0.00	\$524,113.00	\$524,113.00	\$0.00	
170000 Pago de estímulos a servidores públicos	\$732,512.00	\$24,800.00	\$0.00	\$0.00	\$235,826.00	\$18,080.00	\$13,236.00	\$34,666.00	\$99,385.00	\$62,731.00	\$0.00	\$0.00	\$243,788.00	\$732,512.00	\$0.00	
171000 Estímulos	\$732,512.00	\$24,800.00	\$0.00	\$0.00	\$235,826.00	\$18,080.00	\$13,236.00	\$34,666.00	\$99,385.00	\$62,731.00	\$0.00	\$0.00	\$243,788.00	\$732,512.00	\$0.00	
171001 Estímulos	\$732,512.00	\$24,800.00	\$0.00	\$0.00	\$235,826.00	\$18,080.00	\$13,236.00	\$34,666.00	\$99,385.00	\$62,731.00	\$0.00	\$0.00	\$243,788.00	\$732,512.00	\$0.00	
200000 MATERIALES Y SUMINISTROS	\$15,586,709.53	\$969,686.40	\$1,813,764.59	\$3,317,106.72	\$841,052.73	\$1,592,658.64	\$1,882,325.47	\$385,191.41	\$1,905,095.88	\$1,455,504.39	-\$1,832,473.81	\$493,539.48	\$2,398,378.36	\$15,221,830.26	\$364,879.27	
210000 Materiales de administración, emisión de	\$3,825,754.55	\$63,712.92	\$559,004.95	\$303,492.86	\$233,559.00	\$378,079.70	\$312,697.12	\$89,186.39	\$655,789.41	\$366,178.91	\$31,651.01	\$116,752.76	\$715,649.52	\$3,825,754.55	\$0.00	
211000 Materiales, útiles y equipos menores de ofic	\$1,609,311.06	\$13,773.31	\$256,428.67	\$100,405.28	\$91,637.08	\$163,330.00	\$96,991.71	\$30,911.96	\$268,020.90	\$142,993.84	\$1,685.03	\$60,701.08	\$382,432.20	\$1,609,311.06	\$0.00	
211001 Material de Oficina	\$1,523,333.06	\$12,047.76	\$253,744.87	\$74,848.68	\$78,693.95	\$157,683.05	\$84,932.71	\$30,643.35	\$253,245.44	\$141,118.48	\$1,519.59	\$56,057.60	\$378,797.58	\$1,523,333.06	\$0.00	
211002 Gastos de Oficina	\$85,978.00	\$1,725.55	\$2,683.80	\$25,556.60	\$12,943.13	\$5,646.95	\$12,059.00	\$268.61	\$14,775.46	\$1,875.36	\$165.44	\$4,643.48	\$3,634.62	\$85,978.00	\$0.00	
214000 Materiales, útiles y equipos menores de tec	\$695,233.63	\$15,920.06	\$101,191.37	\$79,869.18	\$70,588.82	\$72,259.49	\$99,294.27	\$8,734.69	\$66,266.50	\$93,545.93	\$269.98	\$15,564.16	\$71,729.18	\$695,233.63	\$0.00	
214001 Material para Bienes Informáticos	\$695,233.63	\$15,920.06	\$101,191.37	\$79,869.18	\$70,588.82	\$72,259.49	\$99,294.27	\$8,734.69	\$66,266.50	\$93,545.93	\$269.98	\$15,564.16	\$71,729.18	\$695,233.63	\$0.00	
215000 Material impreso e información digital	\$501,055.01	\$15,312.00	\$35,008.80	\$53,711.48	\$30,537.00	\$65,342.80	\$13,734.40	\$8,908.80	\$59,294.56	\$34,742.00	\$17,864.00	\$32,173.76	\$134,425.41	\$501,055.01	\$0.00	
215001 Material Impreso e Información Digital	\$501,055.01	\$15,312.00	\$35,008.80	\$53,711.48	\$30,537.00	\$65,342.80	\$13,734.40	\$8,908.80	\$59,294.56	\$34,742.00	\$17,864.00	\$32,173.76	\$134,425.41	\$501,055.01	\$0.00	
216000 Material de limpieza	\$736,937.95	\$1,307.55	\$153,616.11	\$31,690.92	\$33,780.42	\$68,100.57	\$73,676.74	\$37,104.54	\$153,207.47	\$75,177.14	\$0.00	\$8,313.76	\$100,962.73	\$736,937.95	\$0.00	
216001 Material de Limpieza	\$736,937.95	\$1,307.55	\$153,616.11	\$31,690.92	\$33,780.42	\$68,100.57	\$73,676.74	\$37,104.54	\$153,207.47	\$75,177.14	\$0.00	\$8,313.76	\$100,962.73	\$736,937.95	\$0.00	
217000 Materiales y útiles de enseñanza	\$43,332.38	\$0.00	\$0.00	\$0.00	\$0.00	\$0.00	\$22,330.00	\$3,526.40	\$17,475.98	\$0.00	\$0.00	\$0.00	\$0.00	\$43,332.38	\$0.00	





Usr: ely t
 Rep: rptAnalíticoPresupuestoEgresos_FF


Municipio de Atitalaquia HIDALGO

Análítico Mensual de Egresos Pagados por Fuente de Financiamiento al 31/dic./2023

(Cuentas con Movimientos)
 (Cifras en pesos y centavos)

Fecha y | 12/ene./2024
 hora de Impresión | 06:51 p. m.

Objeto del Gasto		Presupuesto Vigente	Ene	Feb	Mar	Abr	May	Jun	Jul	Ago	Sep	Oct	Nov	Dic	Total	Diferencia (Vigente - Total)
217001	Material Didáctico	\$43,332.38	\$0.00	\$0.00	\$0.00	\$0.00	\$0.00	\$22,330.00	\$3,526.40	\$17,475.98	\$0.00	\$0.00	\$0.00	\$0.00	\$43,332.38	\$0.00
218000	Materiales para el registro e identificación d	\$239,884.52	\$17,400.00	\$12,760.00	\$37,816.00	\$7,015.68	\$9,046.84	\$6,670.00	\$0.00	\$91,524.00	\$19,720.00	\$11,832.00	\$0.00	\$26,100.00	\$239,884.52	\$0.00
218002	Identificadores e Iconos de señalización	\$110,023.68	\$0.00	\$0.00	\$4,176.00	\$7,015.68	\$232.00	\$0.00	\$0.00	\$67,048.00	\$19,720.00	\$11,832.00	\$0.00	\$0.00	\$110,023.68	\$0.00
218003	Formas Valoradas	\$129,860.84	\$17,400.00	\$12,760.00	\$33,640.00	\$0.00	\$8,814.84	\$6,670.00	\$0.00	\$24,476.00	\$0.00	\$0.00	\$0.00	\$26,100.00	\$129,860.84	\$0.00
220000	Alimentos y utensilios	\$1,992,931.72	\$143,221.53	\$15,209.80	\$394,908.60	\$77,201.95	\$49,643.33	\$370,759.26	\$135,306.52	\$128,176.59	\$201,468.34	\$3,574.55	\$69,198.23	\$395,389.02	\$1,984,057.72	\$8,874.00
221000	Productos alimenticios para personas	\$1,990,529.14	\$143,221.53	\$15,209.80	\$394,908.60	\$76,549.46	\$49,643.33	\$370,759.26	\$135,306.52	\$128,176.59	\$201,468.34	\$3,574.55	\$69,198.23	\$393,638.93	\$1,981,655.14	\$8,874.00
221001	Alimentación de Personas	\$1,990,529.14	\$143,221.53	\$15,209.80	\$394,908.60	\$76,549.46	\$49,643.33	\$370,759.26	\$135,306.52	\$128,176.59	\$201,468.34	\$3,574.55	\$69,198.23	\$393,638.93	\$1,981,655.14	\$8,874.00
222000	Productos alimenticios para animales	\$1,602.49	\$0.00	\$0.00	\$0.00	\$652.49	\$0.00	\$0.00	\$0.00	\$0.00	\$0.00	\$0.00	\$0.00	\$950.00	\$1,602.49	\$0.00
222001	Alimentación de Animales	\$1,602.49	\$0.00	\$0.00	\$0.00	\$652.49	\$0.00	\$0.00	\$0.00	\$0.00	\$0.00	\$0.00	\$0.00	\$950.00	\$1,602.49	\$0.00
223000	Utensilios para el servicio de alimentación	\$800.09	\$0.00	\$0.00	\$0.00	\$0.00	\$0.00	\$0.00	\$0.00	\$0.00	\$0.00	\$0.00	\$0.00	\$800.09	\$800.09	\$0.00
223001	Utensilios para el Servicio de Alimentación	\$800.09	\$0.00	\$0.00	\$0.00	\$0.00	\$0.00	\$0.00	\$0.00	\$0.00	\$0.00	\$0.00	\$0.00	\$800.09	\$800.09	\$0.00
230000	Materias primas y materiales de producció	\$202,772.00	\$0.00	\$0.00	\$1,078.80	\$11,250.40	\$0.00	\$13,500.00	\$4,964.80	\$0.00	\$5,500.00	\$0.00	\$0.00	\$166,478.00	\$202,772.00	\$0.00
231000	Productos alimenticios, agropecuarios y for	\$202,772.00	\$0.00	\$0.00	\$1,078.80	\$11,250.40	\$0.00	\$13,500.00	\$4,964.80	\$0.00	\$5,500.00	\$0.00	\$0.00	\$166,478.00	\$202,772.00	\$0.00
231003	Productos forestales	\$202,772.00	\$0.00	\$0.00	\$1,078.80	\$11,250.40	\$0.00	\$13,500.00	\$4,964.80	\$0.00	\$5,500.00	\$0.00	\$0.00	\$166,478.00	\$202,772.00	\$0.00
240000	Materiales y artículos de construcción y d	\$4,465,440.43	\$344,880.39	\$656,501.32	\$485,209.25	\$144,677.32	\$326,913.46	\$296,398.50	-\$384,067.36	\$645,511.81	\$231,135.68	\$82,429.59	\$141,963.46	\$1,178,887.01	\$4,150,440.43	\$315,000.00
241000	Productos minerales no metálicos	\$703,623.32	\$0.00	\$132,712.00	\$6,000.00	\$4,500.00	\$19,650.03	\$370.04	\$41,145.33	\$36,409.00	\$1,974.00	\$5,400.00	\$7,970.00	\$132,492.92	\$388,623.32	\$315,000.00
241001	Productos minerales no metálicos	\$703,623.32	\$0.00	\$132,712.00	\$6,000.00	\$4,500.00	\$19,650.03	\$370.04	\$41,145.33	\$36,409.00	\$1,974.00	\$5,400.00	\$7,970.00	\$132,492.92	\$388,623.32	\$315,000.00
242000	Cemento y productos de concreto	\$449,708.83	\$1,969.67	\$22,741.36	\$32,746.80	\$25,400.02	\$34,609.85	\$21,082.80	\$67,612.58	\$124,787.41	\$2,110.00	\$15,705.00	\$25,370.00	\$75,573.34	\$449,708.83	\$0.00
242001	Cemento y productos de concreto	\$449,708.83	\$1,969.67	\$22,741.36	\$32,746.80	\$25,400.02	\$34,609.85	\$21,082.80	\$67,612.58	\$124,787.41	\$2,110.00	\$15,705.00	\$25,370.00	\$75,573.34	\$449,708.83	\$0.00
243000	Cal, yeso y productos de yeso	\$14,197.94	\$0.00	\$0.00	\$894.00	\$0.00	\$4,795.16	\$688.78	\$4,400.00	\$1,100.00	\$0.00	\$670.00	\$0.00	\$1,650.00	\$14,197.94	\$0.00
243001	Cal, yeso y productos de yeso	\$14,197.94	\$0.00	\$0.00	\$894.00	\$0.00	\$4,795.16	\$688.78	\$4,400.00	\$1,100.00	\$0.00	\$670.00	\$0.00	\$1,650.00	\$14,197.94	\$0.00
244000	Madera y productos de madera	\$8,792.96	\$0.00	\$0.00	\$2,466.16	\$0.00	\$0.00	\$0.00	\$1,750.00	\$1,136.80	\$0.00	\$3,440.00	\$0.00	\$0.00	\$8,792.96	\$0.00
244001	Madera y productos de madera	\$8,792.96	\$0.00	\$0.00	\$2,466.16	\$0.00	\$0.00	\$0.00	\$1,750.00	\$1,136.80	\$0.00	\$3,440.00	\$0.00	\$0.00	\$8,792.96	\$0.00
246000	Material eléctrico y electrónico	\$1,639,270.72	\$130,657.96	\$324,256.42	\$201,255.36	\$102,856.11	\$161,296.37	\$222,659.56	-\$48,886.03	\$280,050.54	\$69,012.44	\$9,745.54	\$21,176.34	\$165,190.11	\$1,639,270.72	\$0.00
246001	Material Eléctrico	\$1,522,970.02	\$80,813.43	\$321,542.02	\$201,255.36	\$101,084.95	\$159,882.56	\$168,150.10	-\$7,619.03	\$280,050.54	\$26,606.06	\$8,108.20	\$21,176.34	\$161,919.49	\$1,522,970.02	\$0.00
246002	Material Electrónico	\$116,300.70	\$49,844.53	\$2,714.40	\$0.00	\$1,771.16	\$1,413.81	\$54,509.46	-\$41,267.00	\$0.00	\$42,406.38	\$1,637.34	\$0.00	\$3,270.62	\$116,300.70	\$0.00
247000	Artículos metálicos para la construcción	\$173,513.51	\$0.00	\$1,013.61	\$2,217.80	\$3,550.01	\$27,774.83	\$465.01	\$26,380.33	\$33,886.86	\$72,589.00	\$330.00	\$0.00	\$5,306.06	\$173,513.51	\$0.00
247001	Artículos metálicos para la construcción	\$173,513.51	\$0.00	\$1,013.61	\$2,217.80	\$3,550.01	\$27,774.83	\$465.01	\$26,380.33	\$33,886.86	\$72,589.00	\$330.00	\$0.00	\$5,306.06	\$173,513.51	\$0.00
248000	Materiales complementarios	\$166,857.72	\$210,540.00	\$158,110.90	\$148,845.69	\$0.00	\$10,020.00	\$0.00	-\$514,027.03	\$71,804.00	\$60,462.16	\$0.00	\$4,800.00	\$16,302.00	\$166,857.72	\$0.00
248001	Materiales complementarios	\$166,857.72	\$210,540.00	\$158,110.90	\$148,845.69	\$0.00	\$10,020.00	\$0.00	-\$514,027.03	\$71,804.00	\$60,462.16	\$0.00	\$4,800.00	\$16,302.00	\$166,857.72	\$0.00
249000	Otros materiales y artículos de construcción	\$1,309,475.43	\$1,712.76	\$17,667.03	\$90,783.44	\$8,371.18	\$68,767.22	\$51,132.31	\$37,557.46	\$96,337.20	\$24,988.08	\$47,139.05	\$82,647.12	\$782,372.58	\$1,309,475.43	\$0.00
249001	Otros materiales y artículos de construcción	\$1,309,475.43	\$1,712.76	\$17,667.03	\$90,783.44	\$8,371.18	\$68,767.22	\$51,132.31	\$37,557.46	\$96,337.20	\$24,988.08	\$47,139.05	\$82,647.12	\$782,372.58	\$1,309,475.43	\$0.00
250000	Productos químicos, farmacéuticos y de l	\$455,112.85	\$13,277.81	\$40,657.19	\$69,023.11	\$20,966.78	\$24,411.49	\$79,005.44	\$960.02	\$77,525.96	\$89,228.50	\$18,095.34	\$3,517.94	\$18,443.27	\$455,112.85	\$0.00
251000	Productos químicos básicos	\$9,185.58	\$0.00	\$0.00	\$0.00	\$0.00	\$0.00	\$340.00	\$0.00	\$8,845.58	\$0.00	\$0.00	\$0.00	\$0.00	\$9,185.58	\$0.00
251001	Sustancias Químicas	\$9,185.58	\$0.00	\$0.00	\$0.00	\$0.00	\$0.00	\$340.00	\$0.00	\$8,845.58	\$0.00	\$0.00	\$0.00	\$0.00	\$9,185.58	\$0.00
252000	Fertilizantes, pesticidas y otros agroquímicos	\$3,398.31	\$0.00	\$0.00	\$3,398.31	\$0.00	\$0.00	\$0.00	\$0.00	\$0.00	\$0.00	\$0.00	\$0.00	\$0.00	\$3,398.31	\$0.00
252001	Plaguicidas, Abonos y Fertilizantes	\$3,398.31	\$0.00	\$0.00	\$3,398.31	\$0.00	\$0.00	\$0.00	\$0.00	\$0.00	\$0.00	\$0.00	\$0.00	\$0.00	\$3,398.31	\$0.00
254000	Materiales, accesorios y suministros médic	\$282,300.27	\$2,610.00	\$26,910.96	\$40,505.67	\$12,808.07	\$16,473.28	\$60,991.53	\$0.00	\$60,836.73	\$58,000.29	\$0.00	\$2,263.74	\$900.00	\$282,300.27	\$0.00
254001	Materiales, accesorios y Suministros Médico	\$282,300.27	\$2,610.00	\$26,910.96	\$40,505.67	\$12,808.07	\$16,473.28	\$60,991.53	\$0.00	\$60,836.73	\$58,000.29	\$0.00	\$2,263.74	\$900.00	\$282,300.27	\$0.00
256000	Fibras sintéticas, hules, plásticos y derivad	\$126,698.77	\$7,422.13	\$13,746.23	\$11,895.13	\$8,158.71	\$4,107.97	\$4,449.91	\$960.02	\$7,843.65	\$31,228.21	\$18,095.34	\$1,254.20	\$17,543.27	\$126,698.77	\$0.00





Municipio de Atitalaquia HIDALGO

Análítico Mensual de Egresos Pagados por Fuente de Financiamiento al 31/dic./2023

(Cuentas con Movimientos)

(Cifras en pesos y centavos)

Usu: ely t

Rep: rptAnaliticoPresupuestoEgresos_FF

Fecha y | 12ene./2024

hora de Impresión | 06:51 p. m.

Objeto del Gasto		Presupuesto Vigente	Ene	Feb	Mar	Abr	May	Jun	Jul	Ago	Sep	Oct	Nov	Dic	Total	Diferencia (Vigente - Total)
256001	Fibras sintéticas, hules, plásticos y derivad	\$126,698.77	\$7,422.13	\$13,746.23	\$11,895.13	\$8,158.71	\$4,101.97	\$4,449.91	\$960.02	\$7,843.65	\$31,228.21	\$18,095.34	\$1,254.20	\$17,543.27	\$126,698.77	\$0.00
259000	Otros productos químicos	\$33,529.92	\$3,245.68	\$0.00	\$13,224.00	\$0.00	\$3,836.24	\$13,224.00	\$0.00	\$0.00	\$0.00	\$0.00	\$0.00	\$0.00	\$33,529.92	\$0.00
259001	Otros productos químicos	\$33,529.92	\$3,245.68	\$0.00	\$13,224.00	\$0.00	\$3,836.24	\$13,224.00	\$0.00	\$0.00	\$0.00	\$0.00	\$0.00	\$0.00	\$33,529.92	\$0.00
260000	Combustibles, lubricantes y aditivos	\$1,353,166.12	\$280,206.89	\$307,125.69	\$1,750,781.99	\$155,173.89	\$610,557.99	\$303,650.96	\$351,664.94	\$92,894.38	\$167,402.65	-\$1,988,267.67	\$30,145.62	-\$708,171.21	\$1,353,166.12	\$0.00
261000	Combustibles, lubricantes y aditivos	\$1,353,166.12	\$280,206.89	\$307,125.69	\$1,750,781.99	\$155,173.89	\$610,557.99	\$303,650.96	\$351,664.94	\$92,894.38	\$167,402.65	-\$1,988,267.67	\$30,145.62	-\$708,171.21	\$1,353,166.12	\$0.00
261001	Combustibles y Lubricantes para vehiculos,	\$761,788.99	\$269,475.64	\$217,015.93	\$1,623,056.98	\$114,023.89	\$601,118.00	\$239,938.76	\$304,861.23	\$77,759.38	\$122,738.20	-\$1,988,267.67	\$0.00	-\$819,931.35	\$761,788.99	\$0.00
261002	Lubricantes, refrigerantes y aditivos para ve	\$591,377.13	\$10,731.25	\$90,109.76	\$127,725.01	\$41,150.00	\$9,439.99	\$63,712.20	\$46,803.71	\$15,135.00	\$44,664.45	\$0.00	\$30,145.62	\$111,760.14	\$591,377.13	\$0.00
270000	Vestuario, blancos, prendas de protecció	\$896,660.36	\$3,248.00	\$22,852.00	\$1,240.23	\$65,616.18	\$116,615.38	\$118,869.66	\$24,060.51	\$9,997.95	\$72,854.31	\$707.88	\$86,411.00	\$374,187.26	\$896,660.36	\$0.00
271000	Vestuario y uniformes	\$394,732.02	\$3,248.00	\$9,280.00	\$0.00	\$24,632.31	\$69,807.06	\$77,940.40	\$12,367.71	\$7,013.97	\$63,736.71	\$0.00	\$17,052.00	\$109,653.86	\$394,732.02	\$0.00
271001	Vestuario, Uniformes	\$394,732.02	\$3,248.00	\$9,280.00	\$0.00	\$24,632.31	\$69,807.06	\$77,940.40	\$12,367.71	\$7,013.97	\$63,736.71	\$0.00	\$17,052.00	\$109,653.86	\$394,732.02	\$0.00
272000	Prendas de seguridad y protección persona	\$52,943.30	\$0.00	\$13,572.00	\$293.67	\$12,251.00	\$1,591.52	\$21,543.25	\$0.00	\$2,983.98	\$0.00	\$707.88	\$0.00	\$0.00	\$52,943.30	\$0.00
272001	Prendas de Protección	\$52,943.30	\$0.00	\$13,572.00	\$293.67	\$12,251.00	\$1,591.52	\$21,543.25	\$0.00	\$2,983.98	\$0.00	\$707.88	\$0.00	\$0.00	\$52,943.30	\$0.00
273000	Artículos deportivos	\$182,599.03	\$0.00	\$0.00	\$946.56	\$28,732.87	\$45,216.80	\$0.00	\$11,692.80	\$0.00	\$9,117.60	\$0.00	\$69,359.00	\$17,533.40	\$182,599.03	\$0.00
273001	Artículos deportivos	\$182,599.03	\$0.00	\$0.00	\$946.56	\$28,732.87	\$45,216.80	\$0.00	\$11,692.80	\$0.00	\$9,117.60	\$0.00	\$69,359.00	\$17,533.40	\$182,599.03	\$0.00
275000	Blancos y otros productos textiles, excepto	\$266,386.01	\$0.00	\$0.00	\$0.00	\$0.00	\$0.00	\$19,386.01	\$0.00	\$0.00	\$0.00	\$0.00	\$0.00	\$247,000.00	\$266,386.01	\$0.00
275001	Blancos y otros productos textiles, excepto	\$266,386.01	\$0.00	\$0.00	\$0.00	\$0.00	\$0.00	\$19,386.01	\$0.00	\$0.00	\$0.00	\$0.00	\$0.00	\$247,000.00	\$266,386.01	\$0.00
290000	Herramientas, refacciones y accesorios m	\$2,394,871.50	\$121,138.86	\$212,413.64	\$311,371.88	\$132,607.21	\$86,437.29	\$387,444.53	\$163,115.59	\$295,199.78	\$321,736.00	\$19,335.49	\$45,550.47	\$257,515.49	\$2,353,866.23	\$41,005.27
291000	Herramientas menores	\$168,247.50	\$419.97	\$28,320.99	\$23,233.06	\$5,355.77	\$9,917.82	\$12,964.14	\$12,745.14	\$28,641.73	\$12,244.10	\$208.80	\$6,345.74	\$27,850.24	\$168,247.50	\$0.00
291001	Herramientas Menores	\$168,247.50	\$419.97	\$28,320.99	\$23,233.06	\$5,355.77	\$9,917.82	\$12,964.14	\$12,745.14	\$28,641.73	\$12,244.10	\$208.80	\$6,345.74	\$27,850.24	\$168,247.50	\$0.00
292000	Refacciones y accesorios menores de edific	\$25,444.65	\$0.00	\$0.00	\$3,365.12	\$19,623.00	\$0.00	\$231.02	\$0.00	\$1,615.52	\$400.00	\$209.99	\$0.00	\$0.00	\$25,444.65	\$0.00
292001	Refacciones y accesorios menores de edific	\$25,444.65	\$0.00	\$0.00	\$3,365.12	\$19,623.00	\$0.00	\$231.02	\$0.00	\$1,615.52	\$400.00	\$209.99	\$0.00	\$0.00	\$25,444.65	\$0.00
294000	Refacciones y accesorios menores de equi	\$107,296.81	\$4,663.21	\$6,525.00	\$5,359.26	\$0.00	\$18,898.43	\$27,352.68	\$3,942.54	\$28,344.14	\$435.00	\$507.50	\$5,905.85	\$5,363.20	\$107,296.81	\$0.00
294001	Refacciones y accesorios menores de equi	\$107,296.81	\$4,663.21	\$6,525.00	\$5,359.26	\$0.00	\$18,898.43	\$27,352.68	\$3,942.54	\$28,344.14	\$435.00	\$507.50	\$5,905.85	\$5,363.20	\$107,296.81	\$0.00
296000	Refacciones y accesorios menores de equi	\$1,521,987.39	\$0.00	\$154,278.85	\$224,804.26	\$61,341.59	\$57,621.04	\$267,072.08	\$133,907.91	\$167,327.85	\$203,763.55	\$18,409.20	\$33,298.88	\$159,156.91	\$1,480,982.12	\$41,005.27
296001	Refacciones equipo transporte	\$1,521,987.39	\$0.00	\$154,278.85	\$224,804.26	\$61,341.59	\$57,621.04	\$267,072.08	\$133,907.91	\$167,327.85	\$203,763.55	\$18,409.20	\$33,298.88	\$159,156.91	\$1,480,982.12	\$41,005.27
298000	Refacciones y accesorios menores de maq	\$571,895.15	\$116,055.68	\$23,288.80	\$54,610.18	\$46,286.85	\$0.00	\$79,824.61	\$12,520.00	\$69,270.54	\$104,893.35	\$0.00	\$0.00	\$65,145.14	\$571,895.15	\$0.00
298001	Refacciones de maquinaria y otros equipos	\$571,895.15	\$116,055.68	\$23,288.80	\$54,610.18	\$46,286.85	\$0.00	\$79,824.61	\$12,520.00	\$69,270.54	\$104,893.35	\$0.00	\$0.00	\$65,145.14	\$571,895.15	\$0.00
300000	SERVICIOS GENERALES	\$17,117,435.63	\$1,604,242.82	\$845,074.79	\$1,062,361.30	\$776,509.98	\$1,825,764.12	\$1,459,134.61	-\$344,357.67	\$1,548,098.76	\$4,043,013.89	\$207,153.85	\$646,212.30	\$3,209,896.68	\$16,883,105.43	\$234,330.20
310000	Servicios básicos	\$2,034,857.39	\$14,126.53	\$45,012.20	\$30,662.48	\$454,144.12	\$246,514.58	\$141,180.00	\$196,700.00	\$166,982.20	\$220,430.08	\$152,411.12	\$213,159.96	\$153,534.12	\$2,034,857.39	\$0.00
311000	Energía eléctrica	\$1,791,642.00	\$0.00	\$0.00	\$0.00	\$444,710.00	\$184,200.00	\$139,200.00	\$201,500.00	\$137,382.00	\$198,641.00	\$141,529.00	\$201,978.00	\$142,502.00	\$1,791,642.00	\$0.00
311002	Servicio de Energía eléctrica DAP	\$1,791,642.00	\$0.00	\$0.00	\$0.00	\$444,710.00	\$184,200.00	\$139,200.00	\$201,500.00	\$137,382.00	\$198,641.00	\$141,529.00	\$201,978.00	\$142,502.00	\$1,791,642.00	\$0.00
312000	Gas	\$88,356.34	\$4,800.00	\$35,578.08	\$21,228.52	\$0.00	\$20,942.62	\$0.00	-\$4,800.00	\$0.00	\$10,607.12	\$0.00	\$0.00	\$0.00	\$88,356.34	\$0.00
312001	Gas	\$88,356.34	\$4,800.00	\$35,578.08	\$21,228.52	\$0.00	\$20,942.62	\$0.00	-\$4,800.00	\$0.00	\$10,607.12	\$0.00	\$0.00	\$0.00	\$88,356.34	\$0.00
314000	Telefonía tradicional	\$139,199.05	\$9,326.53	\$9,434.12	\$9,433.96	\$9,434.12	\$25,711.96	\$1,980.00	\$0.00	\$29,600.20	\$11,181.96	\$10,882.12	\$11,181.96	\$11,032.12	\$139,199.05	\$0.00
314001	Servicio Telefónico Tradicional	\$139,199.05	\$9,326.53	\$9,434.12	\$9,433.96	\$9,434.12	\$25,711.96	\$1,980.00	\$0.00	\$29,600.20	\$11,181.96	\$10,882.12	\$11,181.96	\$11,032.12	\$139,199.05	\$0.00
317000	Servicios de acceso de Internet, redes y prc	\$15,660.00	\$0.00	\$0.00	\$0.00	\$0.00	\$15,660.00	\$0.00	\$0.00	\$0.00	\$0.00	\$0.00	\$0.00	\$0.00	\$15,660.00	\$0.00
317001	Servicios de Conducción de Señales Analó	\$15,660.00	\$0.00	\$0.00	\$0.00	\$0.00	\$15,660.00	\$0.00	\$0.00	\$0.00	\$0.00	\$0.00	\$0.00	\$0.00	\$15,660.00	\$0.00
320000	Servicios de arrendamiento	\$3,461,452.87	\$338,367.49	\$185,371.91	\$222,995.55	\$132,916.28	\$172,845.80	\$338,627.50	\$152,857.35	\$325,987.93	\$761,064.51	\$23,722.00	\$132,170.58	\$609,025.97	\$3,395,952.87	\$65,500.00
322000	Arrendamiento de edificios	\$155,266.90	\$0.00	\$0.00	\$0.00	\$0.00	\$0.00	\$46,580.07	\$15,526.69	\$15,526.69	\$15,526.69	\$0.00	\$31,053.38	\$31,053.38	\$155,266.90	\$0.00
322001	Arrendamiento de edificios	\$155,266.90	\$0.00	\$0.00	\$0.00	\$0.00	\$0.00	\$46,580.07	\$15,526.69	\$15,526.69	\$15,526.69	\$0.00	\$31,053.38	\$31,053.38	\$155,266.90	\$0.00





Municipio de Atitalaquia HIDALGO

Analítico Mensual de Egresos Pagados por Fuente de Financiamiento al 31/dic./2023

(Cuentas con Movimientos)

(Cifras en pesos y centavos)



Fecha y | 12/ene./2024

hora de Impresión | 08:51 p. m.

Usr: ely t

Rep: rptAnalíticoPresupuestoEgresos_FF

Objeto del Gasto	Presupuesto Vigente	Ene	Feb	Mar	Abr	May	Jun	Jul	Ago	Sep	Oct	Nov	Dic	Total	Diferencia (Vigente - Total)
323000 Arrendamiento de mobiliario y equipo de ad	\$835,495.56	\$109,883.61	\$68,695.78	\$52,065.15	\$52,360.08	\$0.00	\$128,588.35	\$25,676.02	\$51,000.56	\$75,469.62	\$0.00	\$0.00	\$271,756.39	\$835,495.56	\$0.00
323002 Arrendamiento de Equipo de Fotocopiado	\$835,495.56	\$109,883.61	\$68,695.78	\$52,065.15	\$52,360.08	\$0.00	\$128,588.35	\$25,676.02	\$51,000.56	\$75,469.62	\$0.00	\$0.00	\$271,756.39	\$835,495.56	\$0.00
325000 Arrendamiento de equipo de transporte	\$345,036.81	\$89,863.88	\$94,148.93	\$41,660.00	\$0.00	\$25,752.00	\$4,060.00	-\$17,864.00	\$31,668.00	\$75,748.00	\$0.00	\$0.00	\$0.00	\$345,036.81	\$0.00
325001 Servicios de arrendamiento de vehículos y t	\$345,036.81	\$89,863.88	\$94,148.93	\$41,660.00	\$0.00	\$25,752.00	\$4,060.00	-\$17,864.00	\$31,668.00	\$75,748.00	\$0.00	\$0.00	\$0.00	\$345,036.81	\$0.00
326000 Arrendamiento de maquinaria, otros equipo	\$344,574.61	\$0.00	\$0.00	\$73,544.00	\$61,271.20	\$15,660.00	\$0.00	\$142,100.00	\$0.00	\$0.00	\$0.00	\$0.00	\$51,999.41	\$344,574.61	\$0.00
326001 Arrendamiento de Maquinaria y Equipo	\$344,574.61	\$0.00	\$0.00	\$73,544.00	\$61,271.20	\$15,660.00	\$0.00	\$142,100.00	\$0.00	\$0.00	\$0.00	\$0.00	\$51,999.41	\$344,574.61	\$0.00
329000 Otros arrendamientos	\$1,781,078.99	\$138,620.00	\$22,527.20	\$55,726.40	\$19,285.00	\$131,433.80	\$159,399.08	-\$12,581.36	\$227,792.68	\$594,320.20	\$23,722.00	\$101,117.20	\$254,216.79	\$1,715,578.99	\$65,500.00
329001 Otros arrendamientos	\$1,781,078.99	\$138,620.00	\$22,527.20	\$55,726.40	\$19,285.00	\$131,433.80	\$159,399.08	-\$12,581.36	\$227,792.68	\$594,320.20	\$23,722.00	\$101,117.20	\$254,216.79	\$1,715,578.99	\$65,500.00
330000 Servicios profesionales, científicos, técn	\$753,593.98	\$47,378.58	\$71,028.43	\$62,785.86	\$18,772.31	\$152,295.58	\$24,858.50	\$17,784.39	\$35,747.24	\$28,667.31	-\$1,642.77	\$168,554.20	\$127,364.35	\$753,593.98	\$0.00
331000 Servicios legales, de contabilidad, auditoría	\$141,146.91	\$0.00	\$0.00	\$0.00	\$0.00	\$0.00	\$0.00	\$0.00	\$0.00	\$0.00	\$0.00	\$141,146.91	\$0.00	\$141,146.91	\$0.00
331003 Servicios de Consultoría y Asesoría	\$141,146.91	\$0.00	\$0.00	\$0.00	\$0.00	\$0.00	\$0.00	\$0.00	\$0.00	\$0.00	\$0.00	\$141,146.91	\$0.00	\$141,146.91	\$0.00
333000 Servicios de consultoría administrativa, pro	\$218,145.88	\$0.00	\$43,243.49	\$9,603.49	\$9,603.49	\$29,744.00	\$19,206.98	\$9,603.49	\$23,603.49	\$9,603.49	\$0.00	\$19,206.98	\$44,726.98	\$218,145.88	\$0.00
333001 Servicios de informática	\$218,145.88	\$0.00	\$43,243.49	\$9,603.49	\$9,603.49	\$29,744.00	\$19,206.98	\$9,603.49	\$23,603.49	\$9,603.49	\$0.00	\$19,206.98	\$44,726.98	\$218,145.88	\$0.00
334000 Servicios de capacitación	\$124,980.44	\$0.00	\$12,570.50	\$44,000.00	\$0.00	\$824.00	\$0.00	\$0.00	\$0.00	\$10,999.00	-\$7,388.85	\$0.00	\$63,975.79	\$124,980.44	\$0.00
334001 Capacitación	\$122,080.44	\$0.00	\$12,570.50	\$44,000.00	\$0.00	\$824.00	\$0.00	\$0.00	\$0.00	\$10,999.00	-\$7,388.85	\$0.00	\$61,075.79	\$122,080.44	\$0.00
334002 Capacitación Policial	\$2,900.00	\$0.00	\$0.00	\$0.00	\$0.00	\$0.00	\$0.00	\$0.00	\$0.00	\$0.00	\$0.00	\$0.00	\$2,900.00	\$2,900.00	\$0.00
336000 Servicios de apoyo administrativo, fotocopie	\$129,063.61	\$47,378.58	\$8,648.40	\$9,182.37	\$9,168.82	\$7,478.52	\$5,651.52	\$8,180.90	\$5,577.71	\$8,064.82	\$5,746.08	\$8,200.31	\$5,785.58	\$129,063.61	\$0.00
336001 Servicios de apoyo administrativo, fotocopie	\$129,063.61	\$47,378.58	\$8,648.40	\$9,182.37	\$9,168.82	\$7,478.52	\$5,651.52	\$8,180.90	\$5,577.71	\$8,064.82	\$5,746.08	\$8,200.31	\$5,785.58	\$129,063.61	\$0.00
339000 Servicios profesionales, científicos y técnic	\$140,257.14	\$0.00	\$6,566.04	\$0.00	\$0.00	\$114,249.06	\$0.00	\$0.00	\$6,566.04	\$0.00	\$0.00	\$0.00	\$12,876.00	\$140,257.14	\$0.00
339003 Prestación de Servicios Profesionales	\$140,257.14	\$0.00	\$6,566.04	\$0.00	\$0.00	\$114,249.06	\$0.00	\$0.00	\$6,566.04	\$0.00	\$0.00	\$0.00	\$12,876.00	\$140,257.14	\$0.00
340000 Servicios financieros, bancarios y comerc	\$632,511.66	\$6,221.97	\$12,437.63	\$12,903.26	\$67,529.68	\$428.93	\$1,996.13	\$1,207.77	\$1,466.02	\$521,958.25	\$2,346.49	\$2,645.61	\$1,369.92	\$632,511.66	\$0.00
341000 Servicios financieros y bancarios	\$25,883.21	\$6,221.97	\$1,997.63	\$3,859.39	\$1,177.68	\$428.93	\$1,996.13	\$1,207.77	\$1,466.02	\$1,165.67	\$2,346.49	\$2,645.61	\$1,369.92	\$25,883.21	\$0.00
341001 Intereses, Descuentos, y otros Servicios Ba	\$25,883.21	\$6,221.97	\$1,997.63	\$3,859.39	\$1,177.68	\$428.93	\$1,996.13	\$1,207.77	\$1,466.02	\$1,165.67	\$2,346.49	\$2,645.61	\$1,369.92	\$25,883.21	\$0.00
345000 Seguro de bienes patrimoniales	\$520,792.58	\$0.00	\$0.00	\$0.00	\$0.00	\$0.00	\$0.00	\$0.00	\$0.00	\$520,792.58	\$0.00	\$0.00	\$0.00	\$520,792.58	\$0.00
345001 Seguros de Bienes Patrimoniales	\$520,792.58	\$0.00	\$0.00	\$0.00	\$0.00	\$0.00	\$0.00	\$0.00	\$0.00	\$520,792.58	\$0.00	\$0.00	\$0.00	\$520,792.58	\$0.00
347000 Fletes y maniobras	\$85,835.87	\$0.00	\$10,440.00	\$9,043.87	\$66,352.00	\$0.00	\$0.00	\$0.00	\$0.00	\$0.00	\$0.00	\$0.00	\$0.00	\$85,835.87	\$0.00
347001 Fletes y Maniobras	\$85,835.87	\$0.00	\$10,440.00	\$9,043.87	\$66,352.00	\$0.00	\$0.00	\$0.00	\$0.00	\$0.00	\$0.00	\$0.00	\$0.00	\$85,835.87	\$0.00
350000 Servicios de instalación, reparación, mant	\$2,358,679.91	\$53,714.00	\$255,432.00	\$374,240.13	\$22,852.00	\$387,152.58	\$633,624.11	-\$609,973.17	\$810,366.10	\$223,485.60	\$5,716.48	\$72,109.08	\$79,961.00	\$2,308,679.91	\$50,000.00
351000 Conservación y mantenimiento menor de in	\$1,137,630.32	\$0.00	\$99,876.00	\$17,632.00	\$0.00	\$79,970.40	\$141,386.60	\$13,920.00	\$543,320.56	\$199,125.60	\$0.00	\$25,231.16	\$17,168.00	\$1,137,630.32	\$0.00
351001 Conservación y mantenimiento menor de in	\$1,137,630.32	\$0.00	\$99,876.00	\$17,632.00	\$0.00	\$79,970.40	\$141,386.60	\$13,920.00	\$543,320.56	\$199,125.60	\$0.00	\$25,231.16	\$17,168.00	\$1,137,630.32	\$0.00
352000 Instalación, reparación y mantenimiento de	\$3,178.40	\$0.00	\$0.00	\$1,009.20	\$0.00	\$0.00	\$1,009.20	\$0.00	\$1,160.00	\$0.00	\$0.00	\$0.00	\$0.00	\$3,178.40	\$0.00
352001 Mantenimiento de Mobiliario y Equipo de Ac	\$3,178.40	\$0.00	\$0.00	\$1,009.20	\$0.00	\$0.00	\$1,009.20	\$0.00	\$1,160.00	\$0.00	\$0.00	\$0.00	\$0.00	\$3,178.40	\$0.00
355000 Reparación y mantenimiento de equipo de t	\$920,999.99	\$20,654.00	\$60,088.00	\$40,883.04	\$0.00	\$159,730.01	\$130,975.60	\$129,392.20	\$216,861.54	\$24,360.00	\$4,463.68	\$46,877.92	\$36,714.00	\$870,999.99	\$50,000.00
355001 Mantenimiento de Vehículos	\$920,999.99	\$20,654.00	\$60,088.00	\$40,883.04	\$0.00	\$159,730.01	\$130,975.60	\$129,392.20	\$216,861.54	\$24,360.00	\$4,463.68	\$46,877.92	\$36,714.00	\$870,999.99	\$50,000.00
357000 Instalación, reparación y mantenimiento de	\$296,871.20	\$33,060.00	\$95,468.00	\$23,037.60	\$22,852.00	\$2,041.00	\$43,476.80	\$580.00	\$49,024.00	\$0.00	\$1,252.80	\$0.00	\$26,079.00	\$296,871.20	\$0.00
357001 Mantenimiento de Maquinaria y Equipo	\$296,871.20	\$33,060.00	\$95,468.00	\$23,037.60	\$22,852.00	\$2,041.00	\$43,476.80	\$580.00	\$49,024.00	\$0.00	\$1,252.80	\$0.00	\$26,079.00	\$296,871.20	\$0.00
358000 Servicios de limpieza y manejo de desecho:	\$0.00	\$0.00	\$0.00	\$291,678.29	\$0.00	\$145,411.17	\$316,775.91	-\$753,865.37	\$0.00	\$0.00	\$0.00	\$0.00	\$0.00	\$0.00	\$0.00
358002 Servicio de disposición de residuos solidos	\$0.00	\$0.00	\$0.00	\$291,678.29	\$0.00	\$145,411.17	\$316,775.91	-\$753,865.37	\$0.00	\$0.00	\$0.00	\$0.00	\$0.00	\$0.00	\$0.00
360000 Servicios de comunicación social y public	\$805,374.33	\$43,033.45	\$64,294.69	\$98,060.44	\$8,120.00	\$132,526.96	\$59,628.02	\$32,231.56	\$52,780.01	\$102,791.51	\$0.00	\$17,796.00	\$184,610.96	\$795,873.60	\$9,500.73
361000 Difusión por radio, televisión y otros medios	\$248,958.70	\$10,773.01	\$56,174.69	\$29,920.96	\$0.00	\$39,648.47	\$11,508.02	\$11,152.00	\$15,680.01	\$48,379.01	\$0.00	\$1,556.00	\$24,172.03	\$248,958.70	\$0.00





Municipio de Atitalaquia
HIDALGO

Análítico Mensual de Egresos Pagados por Fuente de Financiamiento al 31/dic./2023

(Cuentas con Movimientos)

(Cifras en pesos y centavos)


Usu: ely t

Rep: rptAnalíticoPresupuestoEgresos_FF

Fecha y 12/ene./2024

hora de Impresión 06:51 p. m.

Objeto del Gasto	Presupuesto Vigente	Ene	Feb	Mar	Abr	May	Jun	Jul	Ago	Sep	Oct	Nov	Dic	Total	Diferencia (Vigente - Total)
361001 Difusión de programas y actividades gubern	\$202,728.70	\$5,000.01	\$53,840.69	\$29,920.46	\$0.00	\$39,643.47	\$11,508.02	\$0.00	\$7,900.01	\$38,524.01	\$0.00	\$0.00	\$16,392.03	\$202,728.70	\$0.00
361002 Impresiones y Publicaciones Oficiales	\$46,230.00	\$5,773.00	\$2,334.00	\$0.00	\$0.00	\$0.00	\$0.00	\$11,152.00	\$7,780.00	\$9,855.00	\$0.00	\$1,556.00	\$7,780.00	\$46,230.00	\$0.00
362000 Difusión por radio, televisión y otros medios	\$458,975.63	\$32,260.44	\$0.00	\$60,019.98	\$0.00	\$84,763.49	\$40,000.00	\$4,839.56	\$37,100.00	\$46,292.50	\$0.00	\$0.00	\$144,198.93	\$449,474.90	\$9,500.73
362001 Difusión por radio, televisión y otros medios	\$458,975.63	\$32,260.44	\$0.00	\$60,019.98	\$0.00	\$84,763.49	\$40,000.00	\$4,839.56	\$37,100.00	\$46,292.50	\$0.00	\$0.00	\$144,198.93	\$449,474.90	\$9,500.73
366000 Servicio de creación y difusión de contenido	\$97,440.00	\$0.00	\$8,120.00	\$8,120.00	\$8,120.00	\$8,120.00	\$8,120.00	\$8,120.00	\$16,240.00	\$0.00	\$8,120.00	\$16,240.00	\$16,240.00	\$97,440.00	\$0.00
366001 Servicio de creación y difusión de contenido	\$97,440.00	\$0.00	\$8,120.00	\$8,120.00	\$8,120.00	\$8,120.00	\$8,120.00	\$8,120.00	\$16,240.00	\$0.00	\$8,120.00	\$16,240.00	\$16,240.00	\$97,440.00	\$0.00
370000 Servicios de traslado y viáticos	\$89,742.50	\$4,294.00	\$34,690.48	\$4,992.00	\$5,079.00	\$4,391.00	\$12,623.00	-\$640.00	\$10,937.02	\$2,175.00	\$3,200.00	\$0.00	\$8,001.00	\$89,742.50	\$0.00
375000 Viáticos en el país	\$89,742.50	\$4,294.00	\$34,690.48	\$4,992.00	\$5,079.00	\$4,391.00	\$12,623.00	-\$640.00	\$10,937.02	\$2,175.00	\$3,200.00	\$0.00	\$8,001.00	\$89,742.50	\$0.00
375001 Viáticos en el país	\$89,742.50	\$4,294.00	\$34,690.48	\$4,992.00	\$5,079.00	\$4,391.00	\$12,623.00	-\$640.00	\$10,937.02	\$2,175.00	\$3,200.00	\$0.00	\$8,001.00	\$89,742.50	\$0.00
380000 Servicios oficiales	\$4,763,578.26	\$180,200.00	\$4,191.00	\$24,998.00	\$1,160.00	\$218,943.92	\$31,145.91	-\$3,692.80	\$75,116.00	\$2,120,448.30	\$19,699.00	\$38,300.83	\$2,000,752.10	\$4,711,262.26	\$52,316.00
381000 Gastos de ceremonial	\$76,619.68	\$2,088.00	\$2,320.00	\$23,664.00	\$1,160.00	\$0.00	\$1,160.00	-\$1,044.00	\$6,960.00	\$5,452.00	\$0.00	\$11,600.00	\$23,259.68	\$76,619.68	\$0.00
381001 Gastos de Ceremonial	\$76,619.68	\$2,088.00	\$2,320.00	\$23,664.00	\$1,160.00	\$0.00	\$1,160.00	-\$1,044.00	\$6,960.00	\$5,452.00	\$0.00	\$11,600.00	\$23,259.68	\$76,619.68	\$0.00
382000 Gastos de orden social y cultural	\$4,532,889.28	\$176,403.00	\$0.00	\$1,334.00	\$0.00	\$218,943.92	\$29,985.91	-\$93,816.80	\$12,644.00	\$2,111,187.00	\$19,699.00	\$26,700.83	\$1,977,492.42	\$4,480,573.28	\$52,316.00
382001 Gastos de orden social	\$125,909.88	\$40,800.00	\$0.00	\$1,334.00	\$0.00	\$0.00	\$0.00	-\$47,180.00	\$8,294.00	\$0.00	\$0.00	\$0.00	\$122,661.88	\$125,909.88	\$0.00
382002 Eventos Culturales y sociales	\$4,406,979.40	\$135,603.00	\$0.00	\$0.00	\$0.00	\$218,943.92	\$29,985.91	-\$46,636.80	\$4,350.00	\$2,111,187.00	\$19,699.00	\$26,700.83	\$1,854,830.54	\$4,354,663.40	\$52,316.00
385000 Gastos de representación	\$154,069.30	\$1,709.00	\$1,871.00	\$0.00	\$0.00	\$0.00	\$0.00	\$91,168.00	\$55,512.00	\$3,809.30	\$0.00	\$0.00	\$0.00	\$154,069.30	\$0.00
385001 Gastos de representación	\$154,069.30	\$1,709.00	\$1,871.00	\$0.00	\$0.00	\$0.00	\$0.00	\$91,168.00	\$55,512.00	\$3,809.30	\$0.00	\$0.00	\$0.00	\$154,069.30	\$0.00
390000 Otros servicios generales	\$2,217,644.73	\$916,906.80	\$172,616.45	\$230,723.58	\$65,936.59	\$510,664.77	\$215,451.44	-\$130,832.77	\$68,716.24	\$61,993.33	\$1,701.53	\$1,476.04	\$45,277.26	\$2,160,631.26	\$57,013.47
391000 Servicios funerarios y de cementerios	\$68,440.00	\$0.00	\$0.00	\$0.00	\$0.00	\$0.00	\$27,840.00	\$0.00	\$0.00	\$0.00	\$0.00	\$0.00	\$0.00	\$68,440.00	\$0.00
391001 Servicios funerarios y de cementerios	\$68,440.00	\$0.00	\$0.00	\$0.00	\$0.00	\$0.00	\$27,840.00	\$0.00	\$0.00	\$0.00	\$0.00	\$0.00	\$0.00	\$68,440.00	\$0.00
392000 Impuestos y derechos	\$72,154.04	\$0.00	\$1,386.00	\$0.00	\$18,376.59	\$4,505.00	\$0.00	\$44,047.00	\$902.55	\$1,673.33	\$541.53	\$722.04	\$0.00	\$72,154.04	\$0.00
392006 Pago de derechos	\$72,154.04	\$0.00	\$1,386.00	\$0.00	\$18,376.59	\$4,505.00	\$0.00	\$44,047.00	\$902.55	\$1,673.33	\$541.53	\$722.04	\$0.00	\$72,154.04	\$0.00
394000 Sentencias y resoluciones por autoridad cor	\$761,440.12	\$761,440.12	\$0.00	\$0.00	\$0.00	\$0.00	\$0.00	\$0.00	\$0.00	\$0.00	\$0.00	\$0.00	\$0.00	\$761,440.12	\$0.00
394006 Sentencias y resoluciones por autoridad cor	\$761,440.12	\$761,440.12	\$0.00	\$0.00	\$0.00	\$0.00	\$0.00	\$0.00	\$0.00	\$0.00	\$0.00	\$0.00	\$0.00	\$761,440.12	\$0.00
399000 Otros servicios generales	\$1,315,610.57	\$155,466.68	\$171,230.45	\$230,723.58	\$47,560.00	\$506,159.77	\$187,611.44	-\$215,479.77	\$67,813.69	\$60,320.00	\$1,160.00	\$754.00	\$45,277.26	\$1,258,597.10	\$57,013.47
399008 Exámenes de Laboratorio y estudios de Me	\$29,348.00	\$29,348.00	\$0.00	\$0.00	\$0.00	\$0.00	\$0.00	\$0.00	\$0.00	\$0.00	\$0.00	\$0.00	\$0.00	\$29,348.00	\$0.00
399009 Otros servicios generales	\$1,286,262.57	\$126,118.68	\$171,230.45	\$230,723.58	\$47,560.00	\$506,159.77	\$187,611.44	-\$215,479.77	\$67,813.69	\$60,320.00	\$1,160.00	\$754.00	\$45,277.26	\$1,229,249.10	\$57,013.47
400000 TRANSFERENCIAS, ASIGNACIONES	\$7,620,107.99	\$538,279.73	\$642,000.66	\$593,414.00	\$478,052.20	\$1,094,306.16	\$1,025,384.86	\$602,891.96	\$586,945.44	\$645,159.36	\$218,576.83	\$359,223.70	\$793,753.09	\$7,577,987.99	\$42,120.00
410000 Transferencias internas y asignaciones al	\$1,080,000.00	\$90,000.00	\$90,000.00	\$90,000.00	\$90,000.00	\$90,000.00	\$90,000.00	\$90,000.00	\$90,000.00	\$90,000.00	\$90,000.00	\$90,000.00	\$90,000.00	\$1,080,000.00	\$0.00
415000 Transferencias internas otorgadas a entidac	\$1,080,000.00	\$90,000.00	\$90,000.00	\$90,000.00	\$90,000.00	\$90,000.00	\$90,000.00	\$90,000.00	\$90,000.00	\$90,000.00	\$90,000.00	\$90,000.00	\$90,000.00	\$1,080,000.00	\$0.00
415001 Transferencias internas otorgadas a entidac	\$1,080,000.00	\$90,000.00	\$90,000.00	\$90,000.00	\$90,000.00	\$90,000.00	\$90,000.00	\$90,000.00	\$90,000.00	\$90,000.00	\$90,000.00	\$90,000.00	\$90,000.00	\$1,080,000.00	\$0.00
440000 Ayudas sociales	\$6,540,107.99	\$448,279.73	\$552,000.66	\$503,414.00	\$388,052.20	\$1,004,306.16	\$935,384.86	\$512,891.96	\$496,945.44	\$555,159.36	\$128,576.83	\$269,223.70	\$703,753.09	\$6,497,987.99	\$42,120.00
441000 Ayudas sociales a personas	\$4,965,034.86	\$360,304.67	\$408,587.18	\$382,285.50	\$301,602.21	\$748,370.11	\$603,031.77	\$435,766.08	\$391,926.24	\$403,367.69	\$97,215.23	\$244,992.82	\$551,465.36	\$4,928,914.86	\$36,120.00
441001 Ayudas sociales a personas	\$4,965,034.86	\$360,304.67	\$408,587.18	\$382,285.50	\$301,602.21	\$748,370.11	\$603,031.77	\$435,766.08	\$391,926.24	\$403,367.69	\$97,215.23	\$244,992.82	\$551,465.36	\$4,928,914.86	\$36,120.00
443000 Ayudas sociales a instituciones de enseñan	\$1,506,378.50	\$75,215.06	\$129,586.20	\$105,574.80	\$86,449.99	\$250,703.05	\$332,353.09	\$88,430.08	\$102,490.20	\$151,791.67	\$29,905.80	\$24,230.88	\$129,647.68	\$1,506,378.50	\$0.00
443001 Ayudas sociales a instituciones de enseñan	\$1,506,378.50	\$75,215.06	\$129,586.20	\$105,574.80	\$86,449.99	\$250,703.05	\$332,353.09	\$88,430.08	\$102,490.20	\$151,791.67	\$29,905.80	\$24,230.88	\$129,647.68	\$1,506,378.50	\$0.00
445000 Ayudas sociales a instituciones sin fines de	\$81,694.63	\$12,760.00	\$13,827.28	\$15,553.70	\$0.00	\$5,233.00	\$0.00	-\$11,304.20	\$2,529.00	\$0.00	\$0.00	\$0.00	\$22,640.05	\$62,694.63	\$6,000.00
445004 Ayudas Sociales a Instituciones sin fines de	-\$12,760.00	\$0.00	\$0.00	\$0.00	\$0.00	\$0.00	\$0.00	-\$12,760.00	\$0.00	\$0.00	\$0.00	\$0.00	\$0.00	-\$12,760.00	\$0.00
445005 Ayudas a Instituciones de Salud Pública	\$81,694.63	\$12,760.00	\$13,827.28	\$15,553.70	\$0.00	\$5,233.00	\$0.00	\$1,455.80	\$2,529.00	\$0.00	\$0.00	\$0.00	\$22,640.05	\$75,454.63	\$6,000.00
500000 BIENES MUEBLES, INMUEBLES E IN	\$4,984,418.46	\$71,862.00	\$1,304,791.29	\$3,395,316.17	\$10,954.60	\$149,716.42	\$191,065.96	\$43,289.31	\$67,947.78	\$25,213.28	\$8,771.11	\$0.00	\$14,923.40	\$4,984,418.46	\$0.00





Municipio de Atitalaquia
HIDALGO

Analítico Mensual de Egresos Pagados por Fuente de Financiamiento al 31/dic./2023

(Cuentas con Movimientos)

(Cifras en pesos y centavos)

Usr: ely l

Rep: rptAnalíticoPresupuestoEgresos_FF

Fecha y 12/ene./2024

hora de Impresión 06:51 p. m.

Objeto del Gasto	Presupuesto Vigente	Ene	Feb	Mar	Abr	May	Jun	Jul	Ago	Sep	Oct	Nov	Dic	Total	Diferencia (Vigente - Total)
510000 Mobiliario y equipo de administración	\$396,838.03	\$0.00	\$33,876.52	\$75,372.96	\$0.00	\$30,283.59	\$135,530.16	\$43,289.31	\$45,327.70	\$9,463.28	\$8,771.11	\$0.00	\$14,923.40	\$396,838.03	\$0.00
511000 Muebles de oficina y estantería	\$100,576.03	\$0.00	\$0.00	\$0.00	\$0.00	\$0.00	\$67,873.88	\$4,503.82	\$2,427.30	\$2,076.52	\$8,771.11	\$0.00	\$14,923.40	\$100,576.03	\$0.00
511001 Muebles de oficina y estantería	\$100,576.03	\$0.00	\$0.00	\$0.00	\$0.00	\$0.00	\$67,873.88	\$4,503.82	\$2,427.30	\$2,076.52	\$8,771.11	\$0.00	\$14,923.40	\$100,576.03	\$0.00
512000 Muebles, excepto de oficina y estantería	\$7,229.92	\$0.00	\$0.00	\$0.00	\$0.00	\$0.00	\$7,229.92	\$0.00	\$0.00	\$0.00	\$0.00	\$0.00	\$0.00	\$7,229.92	\$0.00
512001 Muebles, excepto de oficina y estantería	\$7,229.92	\$0.00	\$0.00	\$0.00	\$0.00	\$0.00	\$7,229.92	\$0.00	\$0.00	\$0.00	\$0.00	\$0.00	\$0.00	\$7,229.92	\$0.00
515000 Equipo de cómputo y de tecnología de la ini	\$256,604.84	\$0.00	\$33,876.52	\$75,372.96	\$0.00	\$27,113.72	\$51,112.72	\$35,367.24	\$26,374.92	\$7,386.76	\$0.00	\$0.00	\$0.00	\$256,604.84	\$0.00
515001 Bienes informáticos	\$256,604.84	\$0.00	\$33,876.52	\$75,372.96	\$0.00	\$27,113.72	\$51,112.72	\$35,367.24	\$26,374.92	\$7,386.76	\$0.00	\$0.00	\$0.00	\$256,604.84	\$0.00
519000 Otros mobiliarios y equipos de administrac	\$32,427.24	\$0.00	\$0.00	\$0.00	\$0.00	\$3,169.87	\$9,313.64	\$3,418.25	\$16,525.48	\$0.00	\$0.00	\$0.00	\$0.00	\$32,427.24	\$0.00
519001 Equipo de Administración	\$32,427.24	\$0.00	\$0.00	\$0.00	\$0.00	\$3,169.87	\$9,313.64	\$3,418.25	\$16,525.48	\$0.00	\$0.00	\$0.00	\$0.00	\$32,427.24	\$0.00
520000 Mobiliario y equipo educacional y recreati	\$6,398.39	\$0.00	\$6,398.39	\$0.00	\$0.00	\$0.00	\$0.00	\$0.00	\$0.00	\$0.00	\$0.00	\$0.00	\$0.00	\$6,398.39	\$0.00
521000 Equipos y aparatos audiovisuales	\$6,398.39	\$0.00	\$6,398.39	\$0.00	\$0.00	\$0.00	\$0.00	\$0.00	\$0.00	\$0.00	\$0.00	\$0.00	\$0.00	\$6,398.39	\$0.00
521001 Equipos y aparatos audiovisuales	\$6,398.39	\$0.00	\$6,398.39	\$0.00	\$0.00	\$0.00	\$0.00	\$0.00	\$0.00	\$0.00	\$0.00	\$0.00	\$0.00	\$6,398.39	\$0.00
540000 Vehículos y equipo de transporte	\$71,862.00	\$71,862.00	\$0.00	\$0.00	\$0.00	\$0.00	\$0.00	\$0.00	\$0.00	\$0.00	\$0.00	\$0.00	\$0.00	\$71,862.00	\$0.00
541000 Vehículos y equipo terrestre	\$71,862.00	\$71,862.00	\$0.00	\$0.00	\$0.00	\$0.00	\$0.00	\$0.00	\$0.00	\$0.00	\$0.00	\$0.00	\$0.00	\$71,862.00	\$0.00
541001 Vehículos y Equipo Terrestre	\$71,862.00	\$71,862.00	\$0.00	\$0.00	\$0.00	\$0.00	\$0.00	\$0.00	\$0.00	\$0.00	\$0.00	\$0.00	\$0.00	\$71,862.00	\$0.00
560000 Maquinaria, otros equipos y herramientas	\$1,201,127.04	\$0.00	\$1,264,516.38	\$11,750.21	\$10,954.60	-\$180,000.01	\$55,535.80	\$0.00	\$22,620.06	\$15,750.00	\$0.00	\$0.00	\$0.00	\$1,201,127.04	\$0.00
562000 Maquinaria y equipo industrial	\$0.00	\$0.00	\$180,000.01	\$0.00	\$0.00	-\$180,000.01	\$0.00	\$0.00	\$0.00	\$0.00	\$0.00	\$0.00	\$0.00	\$0.00	\$0.00
562001 Maquinaria y equipo industrial	\$0.00	\$0.00	\$180,000.01	\$0.00	\$0.00	-\$180,000.01	\$0.00	\$0.00	\$0.00	\$0.00	\$0.00	\$0.00	\$0.00	\$0.00	\$0.00
563000 Maquinaria y equipo de construcción	\$1,060,000.00	\$0.00	\$1,060,000.00	\$0.00	\$0.00	\$0.00	\$0.00	\$0.00	\$0.00	\$0.00	\$0.00	\$0.00	\$0.00	\$1,060,000.00	\$0.00
563001 Equipo de Construcción	\$1,060,000.00	\$0.00	\$1,060,000.00	\$0.00	\$0.00	\$0.00	\$0.00	\$0.00	\$0.00	\$0.00	\$0.00	\$0.00	\$0.00	\$1,060,000.00	\$0.00
565000 Equipo de comunicación y telecomunicación	\$52,130.88	\$0.00	\$24,516.37	\$11,750.21	\$5,998.50	\$0.00	\$9,865.80	\$0.00	\$0.00	\$0.00	\$0.00	\$0.00	\$0.00	\$52,130.88	\$0.00
565001 Equipos y Aparatos de Comunicación y Telem	\$52,130.88	\$0.00	\$24,516.37	\$11,750.21	\$5,998.50	\$0.00	\$9,865.80	\$0.00	\$0.00	\$0.00	\$0.00	\$0.00	\$0.00	\$52,130.88	\$0.00
567000 Herramientas y máquinas-herramienta	\$88,996.16	\$0.00	\$0.00	\$0.00	\$4,956.10	\$0.00	\$45,670.00	\$0.00	\$22,620.06	\$15,750.00	\$0.00	\$0.00	\$0.00	\$88,996.16	\$0.00
567001 Herramientas y Máquinas-Herramientas	\$88,996.16	\$0.00	\$0.00	\$0.00	\$4,956.10	\$0.00	\$45,670.00	\$0.00	\$22,620.06	\$15,750.00	\$0.00	\$0.00	\$0.00	\$88,996.16	\$0.00
580000 Bienes inmuebles	\$3,308,193.00	\$0.00	\$0.00	\$3,308,193.00	\$0.00	\$0.00	\$0.00	\$0.00	\$0.00	\$0.00	\$0.00	\$0.00	\$0.00	\$3,308,193.00	\$0.00
581000 Terrenos	\$3,308,193.00	\$0.00	\$0.00	\$3,308,193.00	\$0.00	\$0.00	\$0.00	\$0.00	\$0.00	\$0.00	\$0.00	\$0.00	\$0.00	\$3,308,193.00	\$0.00
581001 Terreno	\$3,308,193.00	\$0.00	\$0.00	\$3,308,193.00	\$0.00	\$0.00	\$0.00	\$0.00	\$0.00	\$0.00	\$0.00	\$0.00	\$0.00	\$3,308,193.00	\$0.00
600000 INVERSION PUBLICA	\$10,551,190.58	\$0.00	\$0.00	\$0.00	\$0.00	\$0.00	\$931,912.19	\$40,226.43	\$1,165,252.35	\$588,106.54	\$0.00	\$0.00	\$0.00	\$2,725,497.51	\$7,825,693.07
610000 Obra pública en bienes de dominio públic	\$10,551,190.58	\$0.00	\$0.00	\$0.00	\$0.00	\$0.00	\$931,912.19	\$40,226.43	\$1,165,252.35	\$588,106.54	\$0.00	\$0.00	\$0.00	\$2,725,497.51	\$7,825,693.07
612000 Edificación no habitacional	\$2,154,597.70	\$0.00	\$0.00	\$0.00	\$0.00	\$0.00	\$0.00	\$0.00	\$0.00	\$0.00	\$0.00	\$0.00	\$0.00	\$0.00	\$2,154,597.70
612107 23REPO010007 Rehabilitación de oficinas	\$464,597.70	\$0.00	\$0.00	\$0.00	\$0.00	\$0.00	\$0.00	\$0.00	\$0.00	\$0.00	\$0.00	\$0.00	\$0.00	\$0.00	\$464,597.70
612111 23REPO010011 Construcción de casa de E	\$1,440,000.00	\$0.00	\$0.00	\$0.00	\$0.00	\$0.00	\$0.00	\$0.00	\$0.00	\$0.00	\$0.00	\$0.00	\$0.00	\$0.00	\$1,440,000.00
612112 23REPO010012 Rehabilitación de Oficinas	\$250,000.00	\$0.00	\$0.00	\$0.00	\$0.00	\$0.00	\$0.00	\$0.00	\$0.00	\$0.00	\$0.00	\$0.00	\$0.00	\$0.00	\$250,000.00
614000 División de terrenos y construcción de obra:	\$4,999,154.80	\$0.00	\$0.00	\$0.00	\$0.00	\$0.00	\$931,912.19	\$40,226.43	\$1,165,252.35	\$588,106.54	\$0.00	\$0.00	\$0.00	\$2,725,497.51	\$2,273,657.39
614012 23REPO DACIÓN 4ARCOS CARRETERO	\$1,456,028.00	\$0.00	\$0.00	\$0.00	\$0.00	\$0.00	\$0.00	\$0.00	\$0.00	\$0.00	\$0.00	\$0.00	\$0.00	\$0.00	\$1,456,028.00
614101 23REPO010002 Construcción de Pótrero e	\$471,259.08	\$0.00	\$0.00	\$0.00	\$0.00	\$0.00	\$451,758.71	\$19,500.37	\$0.00	\$0.00	\$0.00	\$0.00	\$0.00	\$471,259.08	\$0.00
614102 23REPO010001 Construcción de Plataform	\$500,879.54	\$0.00	\$0.00	\$0.00	\$0.00	\$0.00	\$480,153.48	\$20,726.06	\$0.00	\$0.00	\$0.00	\$0.00	\$0.00	\$500,879.54	\$0.00
614103 23REPO010003 Cercado de Campo de Fut	\$181,421.46	\$0.00	\$0.00	\$0.00	\$0.00	\$0.00	\$0.00	\$0.00	\$181,421.46	\$0.00	\$0.00	\$0.00	\$0.00	\$181,421.46	\$0.00
614104 23REPO010004 Cercado de Campo de fut	\$221,627.37	\$0.00	\$0.00	\$0.00	\$0.00	\$0.00	\$0.00	\$0.00	\$221,627.37	\$0.00	\$0.00	\$0.00	\$0.00	\$221,627.37	\$0.00
614105 23REPO010005 Rehabilitación de Explanar	\$546,162.61	\$0.00	\$0.00	\$0.00	\$0.00	\$0.00	\$0.00	\$0.00	\$0.00	\$546,162.61	\$0.00	\$0.00	\$0.00	\$546,162.61	\$0.00





Municipio de Atitalaquia
HIDALGO

Análítico Mensual de Egresos Pagados por Fuente de Financiamiento al 31/dic./2023

(Cuentas con Movimientos)

(Cifras en pesos y centavos)

Fecha y 12/ene./2024

hora de Impresión 06:51 p. m.

Usr: ely t
Rep: rptAnalíticoPresupuestoEgresos_FF

Objeto del Gasto		Presupuesto Vigente	Ene	Feb	Mar	Abr	May	Jun	Jul	Ago	Sep	Oct	Nov	Dic	Total	Diferencia (Vigente - Total)
614106	23REPO010006 Rehabilitación de Explanar	\$804,147.45	\$0.00	\$0.00	\$0.00	\$0.00	\$0.00	\$0.00	\$0.00	\$762,203.52	\$41,943.93	\$0.00	\$0.00	\$0.00	\$804,147.45	\$0.00
614108	23REPO010008 Construcción de Alcantarill	\$543,746.49	\$0.00	\$0.00	\$0.00	\$0.00	\$0.00	\$0.00	\$0.00	\$0.00	\$0.00	\$0.00	\$0.00	\$0.00	\$0.00	\$543,746.49
614113	23REPO010013 Rehabilitación de Red de /	\$273,882.90	\$0.00	\$0.00	\$0.00	\$0.00	\$0.00	\$0.00	\$0.00	\$0.00	\$0.00	\$0.00	\$0.00	\$0.00	\$0.00	\$273,882.90
615000	Construcción de vías de comunicación	\$3,397,437.98	\$0.00	\$0.00	\$0.00	\$0.00	\$0.00	\$0.00	\$0.00	\$0.00	\$0.00	\$0.00	\$0.00	\$0.00	\$0.00	\$3,397,437.98
615109	23REPO010009 Rehabilitación de Sendero	\$807,176.15	\$0.00	\$0.00	\$0.00	\$0.00	\$0.00	\$0.00	\$0.00	\$0.00	\$0.00	\$0.00	\$0.00	\$0.00	\$0.00	\$807,176.15
615114	23REPO010014 Pavimentación Asfáltica de	\$1,074,000.00	\$0.00	\$0.00	\$0.00	\$0.00	\$0.00	\$0.00	\$0.00	\$0.00	\$0.00	\$0.00	\$0.00	\$0.00	\$0.00	\$1,074,000.00
615115	23REPO010015 Pavimentación Asfáltica de	\$1,129,079.94	\$0.00	\$0.00	\$0.00	\$0.00	\$0.00	\$0.00	\$0.00	\$0.00	\$0.00	\$0.00	\$0.00	\$0.00	\$0.00	\$1,129,079.94
615116	23REPO010016 Reencarpetado Asfáltico d	\$387,181.89	\$0.00	\$0.00	\$0.00	\$0.00	\$0.00	\$0.00	\$0.00	\$0.00	\$0.00	\$0.00	\$0.00	\$0.00	\$0.00	\$387,181.89
RECURSOS PROPIOS		\$66,982,925.05	\$3,806,247.43	\$5,335,644.08	\$8,922,742.27	\$3,329,731.55	\$5,126,851.79	\$6,098,565.02	\$2,258,262.18	\$5,923,750.94	\$7,472,636.79	-\$892,382.02	\$2,035,735.95	\$9,098,116.53	\$58,515,902.51	\$8,467,022.54
Total Final		\$178,207,458.23	\$7,263,148.69	\$10,163,524.16	\$14,075,325.24	\$7,964,520.33	\$9,910,528.12	\$11,905,789.11	\$12,239,551.11	\$12,162,733.11	\$14,697,054.11	\$2,035,735.95	\$16,857,882.42	\$23,884,885.11	\$146,612,005.52	\$31,595,452.71



LIC. JORGE RAMÍREZ LOPEZ

PRESIDENTE MUNICIPAL CONSTITUCIONAL

L.C. EVA GARCÍA MOCTEZUMA

TESORERA MUNICIPAL



ARQ. VIRIDIANA GERÓN SOLÍS

SINDICÓ MUNICIPAL