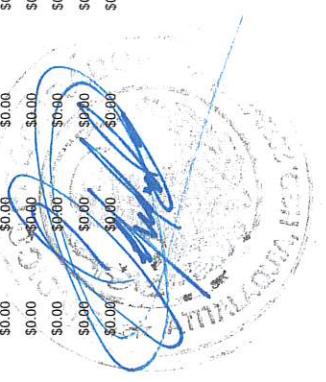


Municipio de Atitalaquia
HIDALGO
Estado Analítico Mensual de Ingresos
Al 30/jun./2024

Fecha y hora de impresión | 06/jul./2024 | 11:16 a. m.

Utr: ELY T
Rep: rpt/Analitico/Presupuesto/Ingresos

Rubro de Ingreso	Presupuesto Vigente	Ene	Feb	Mar	Abr	May	Jun	Jul	Ago	Sep	Oct	Nov	Dic	Total (Vigente - Total)	Diferencia (Vigente - Total)
11 Impuestos sobre los ingresos	\$50,000.00	\$0.00	\$0.00	\$0.00	\$0.00	\$0.00	\$0.00	\$0.00	\$0.00	\$0.00	\$0.00	\$0.00	\$0.00	\$0.00	\$0.00
11-02 Impuesto sobre juegos permitidos,	\$50,000.00	\$0.00	\$0.00	\$0.00	\$0.00	\$0.00	\$0.00	\$0.00	\$0.00	\$0.00	\$0.00	\$0.00	\$0.00	\$0.00	\$0.00
12 Impuestos sobre el patrimonio	\$10,302,201.44	\$34,933,712.00	\$2,260,915.00	\$757,867.00	\$1,048,998.00	\$70,460.00	\$2,762,790.00	\$0.00	\$0.00	\$0.00	\$0.00	\$0.00	\$0.00	\$41,834,742.00	-\$31,532,540.00
12-01 IMPUESTO PREDIAL EJERCICIO AC	\$0.00	\$34,932,534.00	\$2,074,047.00	\$485,591.00	\$989,215.00	\$60,866.00	\$2,679,601.00	\$0.00	\$0.00	\$0.00	\$0.00	\$0.00	\$0.00	\$41,220,874.00	-\$41,220,874.00
12-01-01 Urbano	\$0.00	\$5,240,811.00	\$2,308,773.00	\$355,712.00	\$112,578.00	\$53,906.00	\$51,090.00	\$0.00	\$0.00	\$0.00	\$0.00	\$0.00	\$0.00	\$8,122,870.00	-\$8,122,870.00
12-01-02 Rustico	\$0.00	\$660,337.00	\$81,193.00	\$59,921.00	\$37,950.00	\$6,980.00	\$7,609.00	\$0.00	\$0.00	\$0.00	\$0.00	\$0.00	\$0.00	\$853,990.00	-\$853,990.00
12-01-04 Industrial	\$0.00	\$44,793,106.00	\$330,160.00	\$197,251.00	\$793,285.00	\$0.00	\$2,620,902.00	\$0.00	\$0.00	\$0.00	\$0.00	\$0.00	\$0.00	\$48,734,704.00	-\$48,734,704.00
12-01-05 Descuento por Pronto Pago	\$0.00	-\$14,370.04	-\$475,918.00	-\$44,773.00	\$0.00	\$0.00	\$0.00	\$0.00	\$0.00	\$0.00	\$0.00	\$0.00	\$0.00	-\$1,890,737.00	\$1,890,737.00
12-01-06 Descuento Insen, Jubilados, Adulto	\$0.00	-\$1,385,674.00	-\$170,161.00	-\$82,520.00	\$48,402.00	\$0.00	\$0.00	\$0.00	\$0.00	\$0.00	\$0.00	\$0.00	\$0.00	-\$1,599,953.00	\$1,599,953.00
12-02 IMPUESTO PREDIAL EJERCICIOS F	\$8,602,247.05	\$0.00	\$0.00	\$0.00	\$0.00	\$0.00	\$0.00	\$0.00	\$0.00	\$0.00	\$0.00	\$0.00	\$0.00	\$0.00	\$8,602,247.05
12-02-01 Urbano/Rezago	\$3,776,000.80	\$0.00	\$0.00	\$0.00	\$0.00	\$0.00	\$0.00	\$0.00	\$0.00	\$0.00	\$0.00	\$0.00	\$0.00	\$0.00	\$3,776,000.80
12-02-02 Rustico/Rezago	\$528,181.50	\$0.00	\$0.00	\$0.00	\$0.00	\$0.00	\$0.00	\$0.00	\$0.00	\$0.00	\$0.00	\$0.00	\$0.00	\$0.00	\$528,181.50
12-02-04 Industrial/Rezago	\$4,298,064.75	\$0.00	\$0.00	\$0.00	\$0.00	\$0.00	\$0.00	\$0.00	\$0.00	\$0.00	\$0.00	\$0.00	\$0.00	\$0.00	\$4,298,064.75
12-03 IMPUESTO SOBRE TRASLACION DI	\$1,699,954.39	\$5,178.00	\$186,868.00	\$272,276.00	\$56,783.00	\$9,574.00	\$83,189.00	\$0.00	\$0.00	\$0.00	\$0.00	\$0.00	\$0.00	\$613,868.00	\$1,086,086.39
12-03-01 Impuesto sobre traslacion de domin	\$1,699,954.39	\$5,178.00	\$186,868.00	\$272,276.00	\$56,783.00	\$9,574.00	\$83,189.00	\$0.00	\$0.00	\$0.00	\$0.00	\$0.00	\$0.00	\$613,868.00	\$1,086,086.39
17 Accesorios de impuestos	\$3,673,947.20	\$287,560.00	\$137,519.00	\$140,200.00	\$133,123.00	\$44,158.00	\$352,534.00	\$0.00	\$0.00	\$0.00	\$0.00	\$0.00	\$0.00	\$613,868.00	\$1,086,086.39
17-01 Recargos de Ingreso corriente	\$679,626.20	\$0.00	\$0.00	\$0.00	\$66,316.00	\$4,871.00	\$267,955.00	\$0.00	\$0.00	\$0.00	\$0.00	\$0.00	\$0.00	\$1,095,094.00	\$2,578,853.20
17-02 Recargos de los Rezagos	\$2,994,321.00	\$287,560.00	\$137,519.00	\$140,200.00	\$66,807.00	\$39,287.00	\$84,579.00	\$0.00	\$0.00	\$0.00	\$0.00	\$0.00	\$0.00	\$339,142.00	\$340,484.20
18 Otros impuestos	\$47,467,089.10	\$739,341.00	\$289,442.00	\$293,560.00	\$116,506.00	\$67,994.00	\$196,974.00	\$0.00	\$0.00	\$0.00	\$0.00	\$0.00	\$0.00	\$765,952.00	\$2,238,369.00
18-01 IMPUESTO PREDIAL EJERCICIOS F	\$47,467,089.10	\$739,341.00	\$289,442.00	\$293,560.00	\$116,506.00	\$67,994.00	\$196,974.00	\$0.00	\$0.00	\$0.00	\$0.00	\$0.00	\$0.00	\$765,952.00	\$2,238,369.00
18-01-01 Urbano/Rezago	\$9,200,337.12	\$347,711.00	\$143,354.00	\$285,038.00	\$69,926.00	\$61,602.00	\$54,844.00	\$0.00	\$0.00	\$0.00	\$0.00	\$0.00	\$0.00	\$1,703,817.00	\$45,763,272.00
18-01-02 Rustico/Rezago	\$991,314.28	\$81,028.00	\$26,420.00	\$10,522.00	\$2,878.00	\$6,392.00	\$11,804.00	\$0.00	\$0.00	\$0.00	\$0.00	\$0.00	\$0.00	\$1,703,817.00	\$45,763,272.00
18-01-04 Industrial/Rezago	\$37,275,437.70	\$310,602.00	\$119,668.00	\$0.00	\$43,702.00	\$0.00	\$130,326.00	\$0.00	\$0.00	\$0.00	\$0.00	\$0.00	\$0.00	\$960,475.00	\$8,238,862.12
43 Derechos por prestación de servicios	\$22,879,905.90	\$1,716,999.46	\$1,447,900.79	\$1,184,494.11	\$609,427.88	\$1,198,593.14	\$591,589.07	\$0.00	\$0.00	\$0.00	\$0.00	\$0.00	\$0.00	\$199,044.00	\$852,270.28
43-01 DERECHOS POR SERVICIOS PUBL	\$13,288,331.06	\$294,137.40	\$302,443.00	\$245,070.60	\$73,052.00	\$450,310.92	\$161,551.10	\$0.00	\$0.00	\$0.00	\$0.00	\$0.00	\$0.00	\$604,298.00	\$36,671,139.00
43-01-01 Derechos por servicio de alumbrad	\$2,039,284.17	\$227,270.00	\$202,024.00	\$232,773.00	\$0.00	\$333,397.12	\$111,620.00	\$0.00	\$0.00	\$0.00	\$0.00	\$0.00	\$0.00	\$6,749,004.45	\$16,130,901.00
43-01-02 Derechos por servicios de agua pot	\$10,205,084.96	\$0.00	\$0.00	\$0.00	\$0.00	\$0.00	\$0.00	\$0.00	\$0.00	\$0.00	\$0.00	\$0.00	\$0.00	\$1,107,084.12	\$932,200.05
43-01-04 Derechos por servicios de rastro, guarda	\$5,720.00	\$0.00	\$0.00	\$0.00	\$0.00	\$0.00	\$0.00	\$0.00	\$0.00	\$0.00	\$0.00	\$0.00	\$0.00	\$0.00	\$5,720.00
43-01-05 Derechos por servicio y uso de pan	\$187,317.90	\$6,303.00	\$6,974.00	\$2,788.00	\$7,580.20	\$4,258.00	\$3,290.00	\$0.00	\$0.00	\$0.00	\$0.00	\$0.00	\$0.00	\$31,163.20	\$156,154.70
43-01-06 Derechos por servicios de limpieza	\$650,924.03	\$60,564.40	\$93,445.00	\$9,509.60	\$65,501.80	\$112,655.80	\$46,641.10	\$0.00	\$0.00	\$0.00	\$0.00	\$0.00	\$0.00	\$388,317.70	\$462,606.33
43-02 DERECHOS POR REGISTRO, LICEN	\$5,613,531.35	\$1,070,047.55	\$934,599.38	\$732,666.94	\$419,800.14	\$528,931.80	\$250,637.60	\$0.00	\$0.00	\$0.00	\$0.00	\$0.00	\$0.00	\$3,936,663.41	\$1,678,848.04
43-02-01 Derechos por registro familiar	\$287,146.50	\$14,672.50	\$18,682.00	\$15,923.00	\$17,752.50	\$12,569.50	\$62,950.00	\$0.00	\$0.00	\$0.00	\$0.00	\$0.00	\$0.00	\$101,559.50	\$146,587.30
43-02-02 Derechos por servicios de certifica	\$800,410.51	\$74,011.50	\$78,978.10	\$43,995.60	\$53,382.50	\$43,016.40	\$33,022.80	\$0.00	\$0.00	\$0.00	\$0.00	\$0.00	\$0.00	\$346,357.00	\$454,063.61
43-02-03 Derechos por servicios de expedici	\$3,644,702.36	\$292,429.50	\$700,782.00	\$273,378.90	\$315,856.40	\$466,730.10	\$174,791.70	\$0.00	\$0.00	\$0.00	\$0.00	\$0.00	\$0.00	\$2,773,902.60	\$870,799.76
43-02-05 Derechos por expedición, revalidaci	\$808,608.73	\$123,636.40	\$132,501.20	\$380,869.10	\$29,779.30	\$5,608.00	\$83.00	\$0.00	\$0.00	\$0.00	\$0.00	\$0.00	\$0.00	\$672,259.00	\$136,349.13





**Municipio de Atitalaquia
HIDALGO
Estado Analítico Mensual de Ingresos
Al 30/jun./2024**

Fecha y hora de impresión | 06/jul./2024 | 11:16 a. m.

Utr: ELY T
Rep: rpt/AnalíticoPresupuestoIngresos

Presupuesto Vigente	Ene	Feb	Mar	Abr	May	Jun	Jul	Ago	Sep	Oct	Nov	Dic	Total (Vigente - Total)
43-02-06	\$57,763.55	\$3,653.08	\$18,455.34	\$3,079.44	\$982.80	\$0.00	\$0.00	\$0.00	\$0.00	\$0.00	\$0.00	\$0.00	\$42,455.31
43-02-07	\$53,900.00	\$0.00	\$0.00	\$0.00	\$0.00	\$0.00	\$0.00	\$0.00	\$0.00	\$0.00	\$0.00	\$0.00	\$53,900.00
43-02-08	\$0.00	\$80.00	\$45.00	\$0.00	\$25.00	\$0.00	\$0.00	\$0.00	\$0.00	\$0.00	\$0.00	\$0.00	\$150.00
43-03	\$3,712,580.57	\$189,637.21	\$197,388.72	\$104,101.29	\$211,811.72	\$171,862.97	\$0.00	\$0.00	\$0.00	\$0.00	\$0.00	\$0.00	\$1,203,117.74
43-03-01	\$52,583.85	\$11,822.40	\$7,988.00	\$6,867.60	\$8,214.60	\$7,341.20	\$0.00	\$0.00	\$0.00	\$0.00	\$0.00	\$0.00	\$43,401.80
43-03-02	\$680,083.53	\$38,380.00	\$68,680.00	\$48,480.00	\$58,940.00	\$72,720.00	\$0.00	\$0.00	\$0.00	\$0.00	\$0.00	\$0.00	\$307,400.00
43-03-04	\$1,753,977.14	\$293,770.11	\$11,475.84	\$18,675.34	\$20,857.71	\$15,237.40	\$0.00	\$0.00	\$0.00	\$0.00	\$0.00	\$0.00	\$371,309.90
43-03-05	\$6,238.10	\$0.00	\$0.00	\$0.00	\$0.00	\$0.00	\$0.00	\$0.00	\$0.00	\$0.00	\$0.00	\$0.00	\$6,238.10
43-03-06	\$55,000.00	\$0.00	\$0.00	\$0.00	\$0.00	\$0.00	\$0.00	\$0.00	\$0.00	\$0.00	\$0.00	\$0.00	\$55,000.00
43-03-07	\$148,837.48	\$19,800.00	\$4,939.80	\$2,789.80	\$2,200.00	\$4,939.80	\$0.00	\$0.00	\$0.00	\$0.00	\$0.00	\$0.00	\$39,019.40
43-03-08	\$274,819.96	\$56,448.83	\$79,357.36	\$20,238.41	\$92,949.43	\$41,817.51	\$0.00	\$0.00	\$0.00	\$0.00	\$0.00	\$0.00	\$296,811.54
43-03-08-	\$13,200.00	\$0.00	\$0.00	\$0.00	\$0.00	\$0.00	\$0.00	\$0.00	\$0.00	\$0.00	\$0.00	\$0.00	\$6,000.00
43-03-08-	\$261,619.96	\$0.00	\$56,448.83	\$79,357.36	\$20,238.41	\$41,817.51	\$0.00	\$0.00	\$0.00	\$0.00	\$0.00	\$0.00	\$290,811.54
43-03-10	\$439,340.51	\$1,876.72	\$50,968.14	\$7,100.14	\$28,570.98	\$29,570.06	\$0.00	\$0.00	\$0.00	\$0.00	\$0.00	\$0.00	\$144,038.10
43-03-11	\$150,000.00	\$0.00	\$0.00	\$0.00	\$79.00	\$0.00	\$0.00	\$0.00	\$0.00	\$0.00	\$0.00	\$0.00	\$150,000.00
43-03-12	\$159,600.00	\$0.00	\$742.00	\$0.00	\$0.00	\$237.00	\$0.00	\$0.00	\$0.00	\$0.00	\$0.00	\$0.00	\$158,463.00
43-03-13	\$12,100.00	\$0.00	\$0.00	\$0.00	\$0.00	\$0.00	\$0.00	\$0.00	\$0.00	\$0.00	\$0.00	\$0.00	\$12,100.00
43-04	\$285,462.82	\$24,498.68	\$21,221.20	\$12,474.45	\$7,538.70	\$7,537.40	\$0.00	\$0.00	\$0.00	\$0.00	\$0.00	\$0.00	\$82,638.28
43-04-01	\$285,462.82	\$24,498.68	\$21,221.20	\$12,474.45	\$7,538.70	\$7,537.40	\$0.00	\$0.00	\$0.00	\$0.00	\$0.00	\$0.00	\$82,638.28
49	\$1,000.00	\$0.00	\$0.00	\$0.00	\$0.00	\$0.00	\$0.00	\$0.00	\$0.00	\$0.00	\$0.00	\$0.00	\$1,000.00
49-01	\$1,000.00	\$0.00	\$0.00	\$0.00	\$0.00	\$0.00	\$0.00	\$0.00	\$0.00	\$0.00	\$0.00	\$0.00	\$1,000.00
51	\$724,194.69	\$13,213.90	\$109,221.10	\$62,036.00	\$41,056.00	\$51,922.00	\$0.00	\$0.00	\$0.00	\$0.00	\$0.00	\$0.00	\$310,817.90
51-01	\$724,194.69	\$13,213.90	\$109,221.10	\$62,036.00	\$41,056.00	\$51,922.00	\$0.00	\$0.00	\$0.00	\$0.00	\$0.00	\$0.00	\$310,817.90
51-01-01	\$353,206.89	\$13,213.90	\$89,666.10	\$37,712.00	\$13,270.00	\$24,180.00	\$0.00	\$0.00	\$0.00	\$0.00	\$0.00	\$0.00	\$165,818.90
51-01-01-	\$161,012.79	\$12,348.00	\$56,734.10	\$37,712.00	\$13,270.00	\$24,180.00	\$0.00	\$0.00	\$0.00	\$0.00	\$0.00	\$0.00	\$146,203.10
51-01-01-	\$120,000.00	\$0.00	\$0.00	\$0.00	\$0.00	\$0.00	\$0.00	\$0.00	\$0.00	\$0.00	\$0.00	\$0.00	\$120,000.00
51-01-01-	\$22,093.50	\$0.00	\$0.00	\$0.00	\$0.00	\$0.00	\$0.00	\$0.00	\$0.00	\$0.00	\$0.00	\$0.00	\$22,093.50
51-01-01-	\$50,100.60	\$866.90	\$12,932.00	\$0.00	\$0.00	\$0.00	\$0.00	\$0.00	\$0.00	\$0.00	\$0.00	\$0.00	\$30,484.80
51-01-03	\$11,652.80	\$0.00	\$0.00	\$0.00	\$0.00	\$0.00	\$0.00	\$0.00	\$0.00	\$0.00	\$0.00	\$0.00	\$11,652.80
51-01-03-	\$6,652.80	\$0.00	\$0.00	\$0.00	\$0.00	\$0.00	\$0.00	\$0.00	\$0.00	\$0.00	\$0.00	\$0.00	\$6,652.80
51-01-03-	\$5,000.00	\$0.00	\$0.00	\$0.00	\$0.00	\$0.00	\$0.00	\$0.00	\$0.00	\$0.00	\$0.00	\$0.00	\$5,000.00
51-01-04	\$328,335.00	\$0.00	\$39,555.00	\$24,324.00	\$27,786.00	\$27,742.00	\$0.00	\$0.00	\$0.00	\$0.00	\$0.00	\$0.00	\$144,933.00
51-01-04-	\$328,335.00	\$0.00	\$39,555.00	\$24,324.00	\$27,786.00	\$27,742.00	\$0.00	\$0.00	\$0.00	\$0.00	\$0.00	\$0.00	\$144,933.00
51-01-05	\$25,000.00	\$0.00	\$0.00	\$0.00	\$0.00	\$0.00	\$0.00	\$0.00	\$0.00	\$0.00	\$0.00	\$0.00	\$25,000.00
51-01-05-	\$25,000.00	\$0.00	\$0.00	\$0.00	\$0.00	\$0.00	\$0.00	\$0.00	\$0.00	\$0.00	\$0.00	\$0.00	\$25,000.00



**Municipio de Atitalaquia
HIDALGO**
Estado Analítico Mensual de Ingresos
Al 30/Jun./2024

Uer: ELYT
Rep: rptAnaliticoPresupuestoingresos

Fecha y hora de Impresión: 06/Jul./2024 11:16 a. m.

Rubro de Ingreso	Presupuesto Vigente												Total (Vigente - Total)	Diferencia (Vigente - Total)		
	Ene	Feb	Mar	Abr	May	Jun	Jul	Ago	Sep	Oct	Nov	Dic				
51-01-06	\$5,000.00	\$0.00	\$0.00	\$0.00	\$0.00	\$0.00	\$0.00	\$0.00	\$0.00	\$0.00	\$0.00	\$0.00	\$0.00	\$0.00	\$0.00	\$5,000.00
51-01-06-	\$5,000.00	\$0.00	\$0.00	\$0.00	\$0.00	\$0.00	\$0.00	\$0.00	\$0.00	\$0.00	\$0.00	\$0.00	\$0.00	\$0.00	\$0.00	\$5,000.00
51-01-07	\$1,000.00	\$0.00	\$0.00	\$0.00	\$0.00	\$0.00	\$0.00	\$0.00	\$0.00	\$0.00	\$0.00	\$0.00	\$0.00	\$0.00	\$0.00	\$1,000.00
51-01-07-	\$1,000.00	\$0.00	\$0.00	\$0.00	\$0.00	\$0.00	\$0.00	\$0.00	\$0.00	\$0.00	\$0.00	\$0.00	\$0.00	\$0.00	\$0.00	\$1,000.00
61	\$793,324.78	\$42,117.66	\$74,812.18	\$85,789.94	\$85,789.94	\$40,826.51	\$0.00	\$0.00	\$0.00	\$0.00	\$0.00	\$0.00	\$0.00	\$0.00	\$0.00	\$444,246.14
61-02	\$713,358.25	\$30,813.96	\$63,204.77	\$65,048.00	\$65,048.00	\$35,004.50	\$0.00	\$0.00	\$0.00	\$0.00	\$0.00	\$0.00	\$0.00	\$0.00	\$0.00	\$392,945.73
61-02-02	\$713,358.25	\$30,813.96	\$63,204.77	\$65,048.00	\$65,048.00	\$35,004.50	\$0.00	\$0.00	\$0.00	\$0.00	\$0.00	\$0.00	\$0.00	\$0.00	\$0.00	\$392,945.73
61-02-02-	\$180,602.68	\$8,189.96	\$15,504.77	\$20,061.00	\$20,061.00	\$16,765.50	\$0.00	\$0.00	\$0.00	\$0.00	\$0.00	\$0.00	\$0.00	\$0.00	\$0.00	\$102,190.73
61-02-02-	\$232,755.57	\$22,624.00	\$47,700.00	\$44,987.00	\$44,987.00	\$18,239.00	\$0.00	\$0.00	\$0.00	\$0.00	\$0.00	\$0.00	\$0.00	\$0.00	\$0.00	\$290,755.00
61-02-02-	\$300,000.00	\$0.00	\$0.00	\$0.00	\$0.00	\$0.00	\$0.00	\$0.00	\$0.00	\$0.00	\$0.00	\$0.00	\$0.00	\$0.00	\$0.00	\$300,000.00
61-03	\$5,000.00	\$0.00	\$0.00	\$0.00	\$0.00	\$0.00	\$0.00	\$0.00	\$0.00	\$0.00	\$0.00	\$0.00	\$0.00	\$0.00	\$0.00	\$5,000.00
61-03-01	\$5,000.00	\$0.00	\$0.00	\$0.00	\$0.00	\$0.00	\$0.00	\$0.00	\$0.00	\$0.00	\$0.00	\$0.00	\$0.00	\$0.00	\$0.00	\$5,000.00
61-04	\$17,028.00	\$210.00	\$129.00	\$73.50	\$73.50	\$78.50	\$0.00	\$0.00	\$0.00	\$0.00	\$0.00	\$0.00	\$0.00	\$0.00	\$0.00	\$599.50
61-04-01	\$6,000.00	\$0.00	\$0.00	\$0.00	\$0.00	\$0.00	\$0.00	\$0.00	\$0.00	\$0.00	\$0.00	\$0.00	\$0.00	\$0.00	\$0.00	\$6,000.00
61-04-02	\$1,000.00	\$0.00	\$0.00	\$0.00	\$0.00	\$0.00	\$0.00	\$0.00	\$0.00	\$0.00	\$0.00	\$0.00	\$0.00	\$0.00	\$0.00	\$1,000.00
61-04-03	\$3,278.00	\$210.00	\$129.00	\$73.50	\$73.50	\$78.50	\$0.00	\$0.00	\$0.00	\$0.00	\$0.00	\$0.00	\$0.00	\$0.00	\$0.00	\$599.50
61-04-04	\$6,750.00	\$0.00	\$0.00	\$0.00	\$0.00	\$0.00	\$0.00	\$0.00	\$0.00	\$0.00	\$0.00	\$0.00	\$0.00	\$0.00	\$0.00	\$6,750.00
61-09	\$57,938.53	\$11,093.70	\$11,478.41	\$9,933.74	\$6,980.44	\$5,743.51	\$0.00	\$0.00	\$0.00	\$0.00	\$0.00	\$0.00	\$0.00	\$0.00	\$0.00	\$60,700.91
61-09-1	\$57,938.53	\$11,093.70	\$11,478.41	\$9,933.74	\$6,980.44	\$5,743.51	\$0.00	\$0.00	\$0.00	\$0.00	\$0.00	\$0.00	\$0.00	\$0.00	\$0.00	\$60,700.91
61-09-1-01	\$8,163.58	\$0.00	\$407.13	\$1,164.65	\$1,198.28	\$1,136.26	\$0.00	\$0.00	\$0.00	\$0.00	\$0.00	\$0.00	\$0.00	\$0.00	\$0.00	\$5,036.61
61-09-1-02	\$49,774.95	\$11,093.70	\$11,071.28	\$8,769.09	\$5,732.16	\$4,607.25	\$0.00	\$0.00	\$0.00	\$0.00	\$0.00	\$0.00	\$0.00	\$0.00	\$0.00	\$45,664.30
63	\$3,000.00	\$0.00	\$0.00	\$0.00	\$0.00	\$0.00	\$0.00	\$0.00	\$0.00	\$0.00	\$0.00	\$0.00	\$0.00	\$0.00	\$0.00	\$3,000.00
63-01	\$1,000.00	\$0.00	\$0.00	\$0.00	\$0.00	\$0.00	\$0.00	\$0.00	\$0.00	\$0.00	\$0.00	\$0.00	\$0.00	\$0.00	\$0.00	\$1,000.00
63-02	\$2,000.00	\$0.00	\$0.00	\$0.00	\$0.00	\$0.00	\$0.00	\$0.00	\$0.00	\$0.00	\$0.00	\$0.00	\$0.00	\$0.00	\$0.00	\$2,000.00
69	\$100,000.00	\$0.00	\$0.00	\$0.00	\$0.00	\$0.00	\$0.00	\$0.00	\$0.00	\$0.00	\$0.00	\$0.00	\$0.00	\$0.00	\$0.00	\$100,000.00
69-01	\$100,000.00	\$0.00	\$0.00	\$0.00	\$0.00	\$0.00	\$0.00	\$0.00	\$0.00	\$0.00	\$0.00	\$0.00	\$0.00	\$0.00	\$0.00	\$100,000.00
69-01-01	\$100,000.00	\$0.00	\$0.00	\$0.00	\$0.00	\$0.00	\$0.00	\$0.00	\$0.00	\$0.00	\$0.00	\$0.00	\$0.00	\$0.00	\$0.00	\$100,000.00
81	\$69,604,968.00	\$6,285,123.13	\$7,041,783.18	\$3,284,179.37	\$4,814,837.69	\$5,233,639.92	\$0.00	\$0.00	\$0.00	\$0.00	\$0.00	\$0.00	\$0.00	\$0.00	\$0.00	\$83,261,626.64
81-01	\$43,313,038.00	\$3,348,371.14	\$4,595,173.70	\$2,163,776.53	\$2,777,669.05	\$4,782,146.07	\$0.00	\$0.00	\$0.00	\$0.00	\$0.00	\$0.00	\$0.00	\$0.00	\$0.00	\$50,981,809.14
81-01-01	\$43,313,038.00	\$3,348,371.14	\$4,595,173.70	\$2,163,776.53	\$2,777,669.05	\$4,782,146.07	\$0.00	\$0.00	\$0.00	\$0.00	\$0.00	\$0.00	\$0.00	\$0.00	\$0.00	\$50,981,809.14
81-01-02	\$0.00	\$0.00	\$0.00	\$0.00	\$0.00	\$0.00	\$0.00	\$0.00	\$0.00	\$0.00	\$0.00	\$0.00	\$0.00	\$0.00	\$0.00	\$20,981,421.41
81-02	\$14,587,722.00	\$1,136,070.75	\$1,191,641.94	\$970,322.03	\$970,322.03	\$190.90	\$0.00	\$0.00	\$0.00	\$0.00	\$0.00	\$0.00	\$0.00	\$0.00	\$0.00	\$387.73
81-02-01	\$14,587,722.00	\$1,136,070.75	\$1,191,641.94	\$970,322.03	\$970,322.03	\$190.90	\$0.00	\$0.00	\$0.00	\$0.00	\$0.00	\$0.00	\$0.00	\$0.00	\$0.00	\$387.73
81-02-02	\$0.00	\$0.00	\$0.00	\$0.00	\$0.00	\$0.00	\$0.00	\$0.00	\$0.00	\$0.00	\$0.00	\$0.00	\$0.00	\$0.00	\$0.00	\$0.00
81-03	\$3,207,647.00	\$90,370.88	\$428,881.66	\$90,378.96	\$267,820.28	\$90,377.69	\$0.00	\$0.00	\$0.00	\$0.00	\$0.00	\$0.00	\$0.00	\$0.00	\$0.00	\$1,079,252.07





**Municipio de Atitlaquia
HIDALGO
Estado Analítico Mensual de Ingresos
Al 30/Jun./2024**

Uer: ELY T
Rep: rptAnaliticoPresupuestoingresos

Fecha y hora de Impresión | 06/jul/2024
11:16 a. m.

Rubro de Ingreso	Presupuesto Vigente	Ene												Dic	Total (Vigente - Total)	Diferencia (Vigente - Total)		
		Ene	Feb	Mar	Abr	May	Jun	Jul	Ago	Sep	Oct	Nov						
Participaciones del FOFYR 2024	\$3,207,647.00	\$90,375.68	\$428,881.20	\$90,375.68	\$267,816.79	\$111,415.23	\$90,375.68	\$0.00	\$0.00	\$0.00	\$0.00	\$0.00	\$0.00	\$0.00	\$0.00	\$1,079,240.26	\$2,128,406.74	
Productos Financieros FOFYR 2024	\$0.00	\$0.00	\$0.46	\$3.28	\$3.49	\$3.49	\$3.49	\$0.00	\$0.00	\$0.00	\$0.00	\$0.00	\$0.00	\$0.00	\$0.00	\$0.00	\$11.81	-\$11.81
FONDO DE COMPENSACION	\$1,224,809.00	\$71,705.95	\$73,877.92	\$69,586.90	\$61,397.73	\$85,650.00	\$82,200.23	\$0.00	\$0.00	\$0.00	\$0.00	\$0.00	\$0.00	\$0.00	\$0.00	\$0.00	\$444,398.73	\$780,410.27
Participaciones del FOCOM 2024	\$1,224,809.00	\$71,705.95	\$73,805.98	\$69,395.47	\$61,048.76	\$85,180.54	\$81,592.85	\$0.00	\$0.00	\$0.00	\$0.00	\$0.00	\$0.00	\$0.00	\$0.00	\$0.00	\$442,729.55	\$782,079.45
Productos Financieros FOCOM 2024	\$0.00	\$0.00	\$71.94	\$348.97	\$348.97	\$449.46	\$607.38	\$0.00	\$0.00	\$0.00	\$0.00	\$0.00	\$0.00	\$0.00	\$0.00	\$0.00	\$1,669.18	-\$1,669.18
FONDO DEL IMPUESTO ESPECIAL	\$666,782.00	\$38,447.70	\$89,074.04	\$40,833.57	\$43,432.76	\$35,471.02	\$87,099.64	\$0.00	\$0.00	\$0.00	\$0.00	\$0.00	\$0.00	\$0.00	\$0.00	\$0.00	\$334,358.73	\$332,403.27
Participaciones del IESPS-TABACC	\$666,782.00	\$38,447.70	\$89,074.03	\$40,833.36	\$43,432.13	\$35,470.47	\$87,099.20	\$0.00	\$0.00	\$0.00	\$0.00	\$0.00	\$0.00	\$0.00	\$0.00	\$0.00	\$334,356.89	\$332,405.11
Productos Financieros IESPS-TAB/	\$0.00	\$0.00	\$0.01	\$0.21	\$0.63	\$0.55	\$0.44	\$0.00	\$0.00	\$0.00	\$0.00	\$0.00	\$0.00	\$0.00	\$0.00	\$0.00	\$1.84	-\$1.84
FONDO DEL INCENTIVO A LA VENT	\$1,349,991.00	\$82,740.82	\$66,856.82	\$80,859.57	\$66,766.30	\$96,303.18	\$99,103.71	\$0.00	\$0.00	\$0.00	\$0.00	\$0.00	\$0.00	\$0.00	\$0.00	\$0.00	\$515,630.40	\$854,360.60
Participaciones del IVFGD 2024	\$1,349,991.00	\$82,740.82	\$66,856.55	\$80,859.17	\$69,765.95	\$96,302.80	\$99,103.22	\$0.00	\$0.00	\$0.00	\$0.00	\$0.00	\$0.00	\$0.00	\$0.00	\$0.00	\$515,628.51	\$854,362.49
Productos Financieros IVFGD 2024	\$0.00	\$0.00	\$0.27	\$0.40	\$0.35	\$0.38	\$0.49	\$0.00	\$0.00	\$0.00	\$0.00	\$0.00	\$0.00	\$0.00	\$0.00	\$0.00	\$1.89	-\$1.89
FONDO DEL IMPUESTO SOBRE LA	\$5,150,000.00	\$1,512,291.00	\$489,436.82	\$2,714.89	\$675,599.58	\$387,375.19	\$365,831.87	\$0.00	\$0.00	\$0.00	\$0.00	\$0.00	\$0.00	\$0.00	\$0.00	\$0.00	\$3,433,249.35	\$1,716,750.65
Participaciones del ISRTA 2024	\$5,150,000.00	\$1,512,291.00	\$489,342.00	\$0.00	\$672,195.00	\$384,347.00	\$362,256.00	\$0.00	\$0.00	\$0.00	\$0.00	\$0.00	\$0.00	\$0.00	\$0.00	\$0.00	\$3,420,431.00	\$1,729,569.00
Productos Financieros ISRTA 2024	\$0.00	\$0.00	\$94.82	\$2,714.89	\$3,044.58	\$3,028.19	\$3,575.87	\$0.00	\$0.00	\$0.00	\$0.00	\$0.00	\$0.00	\$0.00	\$0.00	\$0.00	\$12,818.35	-\$12,818.35
ISR ENEAJENACION DE BIENES IN	\$105,000.00	\$3,120.09	\$66,840.28	\$20,115.41	\$6,829.96	\$32,555.06	\$74,284.50	\$0.00	\$0.00	\$0.00	\$0.00	\$0.00	\$0.00	\$0.00	\$0.00	\$0.00	\$225,725.30	\$120,725.30
Participaciones del ISREB 2024	\$105,000.00	\$3,120.09	\$66,839.89	\$20,104.52	\$6,651.78	\$32,341.23	\$74,140.63	\$0.00	\$0.00	\$0.00	\$0.00	\$0.00	\$0.00	\$0.00	\$0.00	\$0.00	\$225,198.14	-\$120,198.14
Productos Financieros ISREB 2024	\$0.00	\$0.00	\$0.39	\$10.89	\$178.18	\$193.83	\$143.87	\$0.00	\$0.00	\$0.00	\$0.00	\$0.00	\$0.00	\$0.00	\$0.00	\$0.00	\$527.16	-\$527.16
Aportaciones	\$37,727,946.00	\$3,370,219.00	\$3,370,644.24	\$3,371,949.60	\$3,374,069.80	\$3,375,422.13	\$3,377,386.75	\$0.00	\$0.00	\$0.00	\$0.00	\$0.00	\$0.00	\$0.00	\$0.00	\$0.00	\$20,239,691.52	\$17,468,254.48
FONDO DE APORTACIONES PARA	\$9,428,591.00	\$929,645.00	\$929,703.29	\$931,359.17	\$933,462.54	\$934,806.57	\$936,758.66	\$0.00	\$0.00	\$0.00	\$0.00	\$0.00	\$0.00	\$0.00	\$0.00	\$0.00	\$5,995,735.23	\$3,832,855.77
Aportaciones del FASIM 2024	\$9,428,591.00	\$929,645.00	\$929,645.00	\$929,645.00	\$929,645.00	\$929,645.00	\$929,645.00	\$0.00	\$0.00	\$0.00	\$0.00	\$0.00	\$0.00	\$0.00	\$0.00	\$0.00	\$5,977,870.00	\$3,850,721.00
Productos Financieros FASIM 2024	\$0.00	\$0.00	\$58.29	\$1,714.17	\$3,817.54	\$5,161.57	\$7,113.66	\$0.00	\$0.00	\$0.00	\$0.00	\$0.00	\$0.00	\$0.00	\$0.00	\$0.00	\$17,865.23	-\$17,865.23
FONDO DE APORTACIONES PARA	\$28,299,385.00	\$2,440,574.00	\$2,440,574.79	\$2,440,590.43	\$2,440,607.26	\$2,440,615.30	\$2,440,627.40	\$0.00	\$0.00	\$0.00	\$0.00	\$0.00	\$0.00	\$0.00	\$0.00	\$0.00	\$14,643,589.18	\$13,655,765.82
Aportaciones del FAPFM 2024	\$28,299,385.00	\$2,440,574.00	\$2,440,574.00	\$2,440,574.00	\$2,440,574.00	\$2,440,574.00	\$2,440,574.00	\$0.00	\$0.00	\$0.00	\$0.00	\$0.00	\$0.00	\$0.00	\$0.00	\$0.00	\$14,643,444.00	\$13,655,911.18
Productos Financieros del FAPFM 2	\$0.00	\$0.00	\$0.79	\$16.43	\$33.26	\$41.30	\$53.40	\$0.00	\$0.00	\$0.00	\$0.00	\$0.00	\$0.00	\$0.00	\$0.00	\$0.00	\$145.18	-\$145.18
FONDO DE ESTABILIZACION DE LC	\$0.00	\$0.00	\$366.16	\$0.00	\$0.00	\$0.26	\$0.69	\$0.00	\$0.00	\$0.00	\$0.00	\$0.00	\$0.00	\$0.00	\$0.00	\$0.00	\$367.11	-\$367.11
Aportaciones FEIEF 2024	\$0.00	\$0.00	\$366.16	\$0.00	\$0.00	\$0.26	\$0.69	\$0.00	\$0.00	\$0.00	\$0.00	\$0.00	\$0.00	\$0.00	\$0.00	\$0.00	\$366.16	-\$366.16
Productos Financieros FEIEF 2024	\$0.00	\$0.00	\$0.00	\$0.00	\$0.00	\$0.26	\$0.69	\$0.00	\$0.00	\$0.00	\$0.00	\$0.00	\$0.00	\$0.00	\$0.00	\$0.00	\$0.95	-\$0.95
Incentivos Derivados de la Colaboraci	\$450,103.00	\$55,471.50	\$50,024.19	\$47,581.97	\$45,693.31	\$41,046.79	\$41,120.79	\$0.00	\$0.00	\$0.00	\$0.00	\$0.00	\$0.00	\$0.00	\$0.00	\$0.00	\$281,940.55	\$168,162.45
FONDO DE IMPUESTO SOBRE AUT	\$377,413.00	\$50,761.40	\$45,313.21	\$42,862.90	\$40,983.58	\$36,311.39	\$37,402.30	\$0.00	\$0.00	\$0.00	\$0.00	\$0.00	\$0.00	\$0.00	\$0.00	\$0.00	\$253,614.78	\$123,796.22
Participaciones del ISAN 2024	\$377,413.00	\$50,761.40	\$45,294.12	\$42,764.05	\$40,790.33	\$36,122.51	\$37,166.05	\$0.00	\$0.00	\$0.00	\$0.00	\$0.00	\$0.00	\$0.00	\$0.00	\$0.00	\$252,898.46	\$124,514.54
Productos Financieros del ISAN 2024	\$0.00	\$0.00	\$19.09	\$98.85	\$173.25	\$186.88	\$236.35	\$0.00	\$0.00	\$0.00	\$0.00	\$0.00	\$0.00	\$0.00	\$0.00	\$0.00	\$716.32	-\$716.32
FONDO DE COMPENSACION DEL II	\$72,690.00	\$4,710.10	\$4,710.98	\$4,710.07	\$4,729.73	\$4,737.40	\$4,718.49	\$0.00	\$0.00	\$0.00	\$0.00	\$0.00	\$0.00	\$0.00	\$0.00	\$0.00	\$28,325.77	\$44,364.23
Participaciones del CISAN 2024	\$72,690.00	\$4,710.10	\$4,710.10	\$4,710.10	\$4,710.10	\$4,710.10	\$4,710.10	\$0.00	\$0.00	\$0.00	\$0.00	\$0.00	\$0.00	\$0.00	\$0.00	\$0.00	\$28,260.60	\$44,429.40
Productos Financieros del CISAN 2	\$0.00	\$0.00	\$0.88	\$8.97	\$19.63	\$27.30	\$8.39	\$0.00	\$0.00	\$0.00	\$0.00	\$0.00	\$0.00	\$0.00	\$0.00	\$0.00	\$65.17	-\$65.17
Total	\$193,777,681.11	\$47,443,767.65	\$14,782,256.68	\$9,188,256.19	\$10,290,881.62	\$11,566,440.02	\$12,649,783.04	\$0.00	\$0.00	\$0.00	\$0.00	\$0.00	\$0.00	\$0.00	\$0.00	\$0.00	\$105,920,980.20	\$87,856,700.91



